

FIT¹

UP TO 18 SEER & 10.0 HSPF

1½ TO 5 TONS

COOLING CAPACITY: 17,100 - 54,000 BTU/H

HEATING CAPACITY: 17,100 - 54,000 BTU/H

DAIKIN *FIT*
**HIGH-EFFICIENCY, COMMUNICATING,
 VARIABLE-SPEED,
 INVERTER DRIVE SIDE DISCHARGE
 SPLIT SYSTEM HEAT PUMP**

Contents

Nomenclature.....	2
Product Specifications.....	3
Expanded Cooling Data.....	4
Expanded Heating Data	
Normal Heating Mode.....	18
Heating Boost Mode.....	20
Performance Data	
Standard / Boost Mode.....	22
Sound Data.....	26
AHRI Ratings (see note).....	29
Dimensions.....	30
Wiring Diagrams.....	31
Accessories.....	33



Standard Features

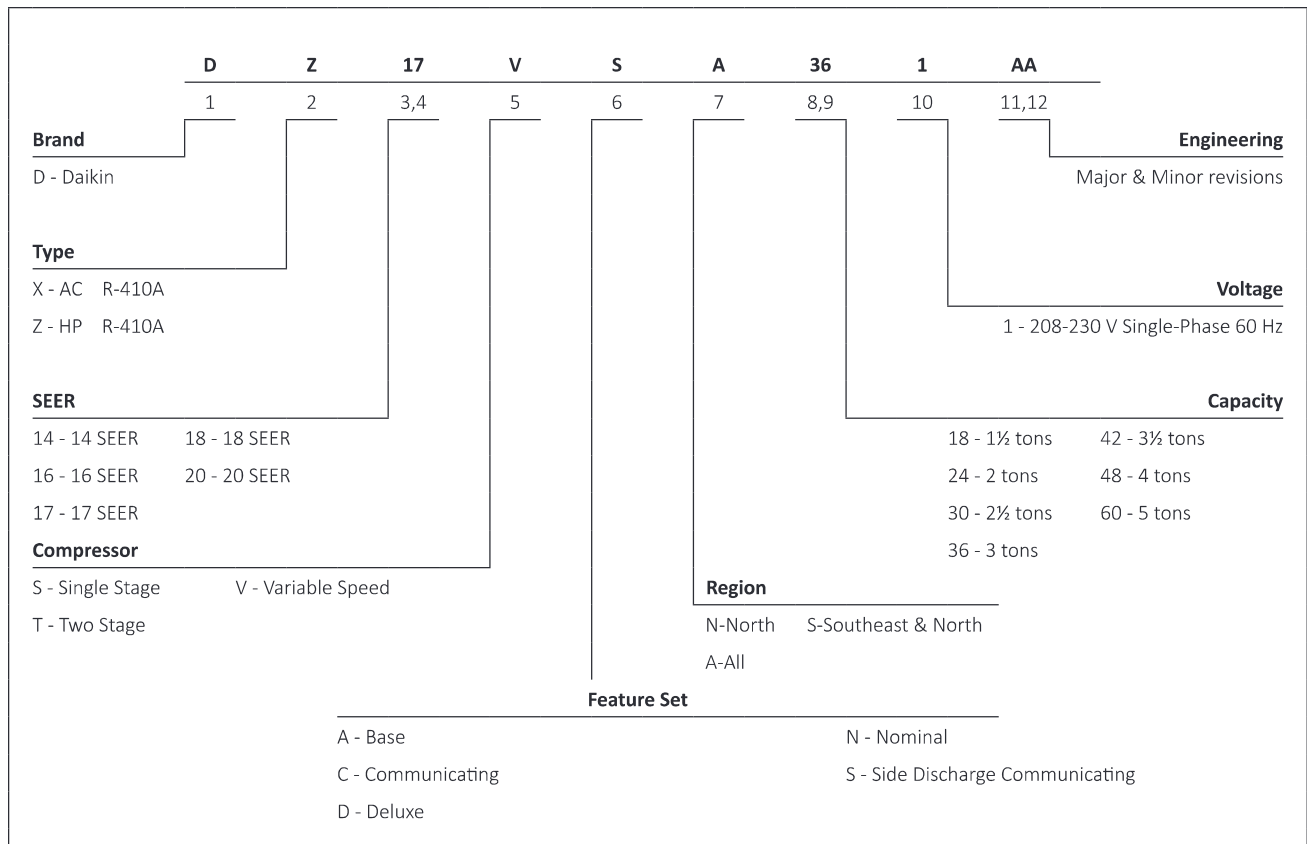
- Daikin variable-speed swing compressors
- High-density compressor sound blanket
- Compatible with Daikin *One+* smart thermostat and other Daikin communicating equipment
- Daikin control algorithmic logic
- Intelligent Defrost Mode
- In communicating mode, only two low-voltage wires to outdoor unit required
- Diagnostic indicator lights, seven-segment LED display, and fault code storage
- Daikin Inside intelligence for diagnostics
- Field-selectable boost mode increases compressor speed during unusually high loads
- Quiet DC outdoor fan motor
- Field-installed bi-flow filter drier
- Coil and ambient temperature sensors
- Suction pressure transducer
- Sweat connection service valves with easy access to gauge ports
- Advanced water-shedding drain pan
- Hot start technology
- AHRI Certified; ETL Listed

Cabinet Features

- Heavy-gauge galvanized steel cabinet with grille-style sound control side design
- Custom Ivory white powder-paint finish
- 500-hour salt-spray tested
- Wire fan discharge grille
- Top and side maintenance access
- When properly anchored, meets the 2017 Florida Building Code unit integrity requirements for hurricane-type winds (Anchor bracket kits available.)



* Complete warranty details available from your local dealer or at www.daikincomfort.com. To receive the 12-Year Unit Replacement Limited Warranty and 12-Year Parts Limited Warranty, online registration must be completed within 60 days of installation. Additional requirements for annual maintenance are required for the Unit Replacement Limited Warranty. Online registration and some of the additional requirements are not required in California or Quebec.



	DZ17VSA 181B*	DZ17VSA 241B*	DZ17VSA 301B*	DZ17VSA 361B*	DZ17VSA 421B*	DZ17VSA 481B*	DZ17VSA 601B*
CAPACITIES (AHRI RATED)							
Max. Cooling (BTU/h)	17,100	22,800	28,400	34,200	40,000	45,500	54,000
Max. Heating (BTU/h)	17,100	22,800	28,400	34,200	40,000	45,500	54,000
AMBIENT OPERATION RANGE							
Cooling (*FDB(*CDB))	0 to 115 (-17.8 to 46.1) ²						
Heating (*FDB(*CDB))	-10 to 70 (-23.3 to 21.1)						
COMPRESSOR							
Type	Swing	Swing	Swing	Swing	Swing	Swing	Swing
RLA	10.5	15.2	20.0	20.0	27.0	27.0	29.0
CONDENSER FAN MOTOR							
Horsepower	³ / ₁₆	³ / ₁₆	³ / ₁₆	³ / ₁₆	¹ / ₄	¹ / ₄	¹ / ₄
FLA	2.18	2.18	2.70	2.70	2.50	2.50	2.50
REFRIGERATION SYSTEM							
Refrigerant Line Size ¹							
Liquid Line Size ("O.D.)	³ / ₈ "	³ / ₈ "	³ / ₈ "	³ / ₈ "	³ / ₈ "	³ / ₈ "	³ / ₈ "
Suction Line Size ("O.D.)	³ / ₄ "	³ / ₄ "	⁷ / ₈ "	⁷ / ₈ "	1 ¹ / ₈ "	1 ¹ / ₈ "	1 ¹ / ₈ "
Refrigerant Connection Size							
Liquid Valve Size ("O.D.)	³ / ₈ "	³ / ₈ "	³ / ₈ "	³ / ₈ "	³ / ₈ "	³ / ₈ "	³ / ₈ "
Suction Valve Size ("O.D.)	³ / ₄ "	³ / ₄ "	⁷ / ₈ "	⁷ / ₈ "	⁷ / ₈ "	⁷ / ₈ "	⁷ / ₈ "
Valve Connection Type	Front Sealing	Front Sealing	Front Sealing	Front Sealing	Front and Back Sealing	Front and Back Sealing	Front and Back Sealing
Refrigerant Charge (oz.)	81	81	88	88	118	118	127
Expansion Device	EEV	EEV	EEV	EEV	EEV	EEV	EEV
Superheat at Service Valve	Auto-control	Auto-control	Auto-control	Auto-control	Auto-control	Auto-control	Auto-control
Subcooling at Service Valve	10±1°F	12±1°F	14±1°F	14±1°F	10±1°F	8±1°F	9±1°F
ELECTRICAL DATA							
Voltage / Phase (60 Hz)	208-230/1	208-230/1	208-230/1	208-230/1	208-230/1	208-230/1	208-230/1
Minimum Circuit Ampacity ²	12.7	17.4	22.7	22.7	34.5	34.5	36.5
Max. Overcurrent Protection ³	15	20	25	25	35	35	40
Min / Max Volts	197/253	197/253	197/253	197/253	197/253	197/253	197/253
Electrical Conduit Size	¹ / ₂ "	¹ / ₂ "	¹ / ₂ "	¹ / ₂ "	¹ / ₂ " or ³ / ₄ "	¹ / ₂ " or ³ / ₄ "	¹ / ₂ " or ³ / ₄ "
EQUIPMENT WEIGHT (LBS)							
	118	118	127	133	173	173	186
SHIP WEIGHT (LBS)							
	135	135	143	150	185	185	198

¹ Tested and rated in accordance with AHRI Standard 210/240

² Wire size should be determined in accordance with National Electrical Codes; extensive wire runs will require larger wire sizes

³ Must use time-delay fuses or HACR-type circuit breakers of the same size as noted.

NOTES

- Always check the S&R plate for electrical data on the unit being installed.
- Installer will need to supply ³/₈" to 1¹/₈" adapters for suction line connections.
- Unit is charged with refrigerant for 15' of ³/₈" liquid line. System charge must be adjusted per Installation Instructions Final Charge Procedure. (See table below for allowable line set diameter)

UNIT TONS	ALLOWABLE LINE SET DIAMETER						
	LIQUID			SUCTION			
	¹ / ₄	⁵ / ₁₆	³ / ₈	⁵ / ₈	³ / ₄	⁷ / ₈	1 ¹ / ₈
1.5	X	X	X	X ⁴	X		
2.0		X ⁵	X	X ⁴	X		
2.5		X ⁵	X		X ⁴	X	
3.0		X ⁵	X		X ⁴	X	
3.5			X			X	X
4.0			X			X	X
5.0			X			X	X

x Allowable combination

⁴ For marked combinations, if normal ambient operation temperature is less than 14°F, limit line set length to 50 ft. max.

⁵ For marked combinations, line set length will have a minimum of 25 ft and a maximum of 70 ft.

IDB*	AIRFLOW	OUTDOOR AMBIENT TEMPERATURE												ENTERING INDOOR WET BULB TEMPERATURE											
		65°F				75°F				85°F				95°F				105°F				115°F			
		59	63	67	71	59	63	67	71	59	63	67	71	59	63	67	71	59	63	67	71	59	63	67	71
520	MBh	17.5	17.8	18.1	-	17.2	17.5	18.0	-	16.8	17.0	17.5	-	16.0	16.2	16.7	-	15.0	15.3	15.8	-	14.1	14.4	14.9	-
	S/T	0.60	0.53	0.39	-	0.62	0.54	0.40	-	0.64	0.57	0.42	-	0.66	0.59	0.44	-	1.00	0.61	0.47	-	1.00	0.66	0.52	-
	ΔT	21	19	14	-	19	18	14	-	20	18	15	-	19	18	14	-	19	17	14	-	20	19	15	-
	kW	0.89	0.89	0.95	-	1.09	1.08	1.08	-	1.23	1.23	1.23	-	1.39	1.39	1.38	-	1.56	1.56	1.56	-	1.76	1.76	1.76	-
	Amps	3.4	3.4	3.7	-	4.3	4.3	4.3	-	4.9	4.9	4.9	-	5.6	5.6	5.6	-	6.4	6.4	6.3	-	7.2	7.2	7.2	-
	Hi-PR	243	244	245	-	280	281	283	-	320	321	323	-	363	364	366	-	410	411	412	-	463	464	465	-
Lo-PR	124	126	128	-	131	132	136	-	137	139	142	-	143	145	148	-	149	150	153	-	158	159	163	-	
70	MBh	17.8	17.9	18.4	-	17.5	17.7	18.2	-	17.0	17.3	17.8	-	16.2	16.5	17.0	-	15.3	15.5	16.0	-	14.4	14.7	15.2	-
	S/T	0.68	0.61	0.47	-	0.70	0.62	0.48	-	0.72	0.64	0.50	-	1.00	0.66	0.52	-	1.00	0.69	0.55	-	1.00	0.74	0.60	-
	ΔT	19	16	13	-	18	16	13	-	18	17	13	-	18	16	13	-	18	16	13	-	19	17	14	-
	kW	0.90	0.96	0.96	-	1.09	1.09	1.09	-	1.24	1.24	1.23	-	1.39	1.39	1.39	-	1.57	1.57	1.57	-	1.77	1.77	1.77	-
	Amps	3.5	3.8	3.8	-	4.3	4.3	4.3	-	5.0	5.0	4.9	-	5.6	5.6	5.6	-	6.4	6.4	6.4	-	7.3	7.3	7.3	-
	Hi-PR	246	245	247	-	282	284	285	-	323	324	325	-	366	367	368	-	412	413	415	-	465	466	468	-
Lo-PR	127	127	130	-	133	135	138	-	140	141	144	-	145	147	150	-	151	152	155	-	160	161	165	-	
700	MBh	18.0	18.2	18.7	-	17.8	18.1	18.6	-	17.4	17.6	18.1	-	16.6	16.8	17.3	-	15.6	15.9	16.4	-	14.8	15.0	15.5	-
	S/T	0.73	0.65	0.51	-	0.74	0.66	0.52	-	0.76	0.68	0.54	-	1.00	0.70	0.56	-	1.00	0.73	0.59	-	1.00	1.00	0.64	-
	ΔT	17	15	12	-	17	15	12	-	17	16	12	-	17	15	12	-	17	15	12	-	18	16	13	-
	kW	0.97	0.97	0.97	-	1.10	1.10	1.10	-	1.24	1.24	1.24	-	1.40	1.40	1.40	-	1.58	1.57	1.57	-	1.78	1.78	1.78	-
	Amps	3.8	3.8	3.8	-	4.4	4.4	4.3	-	5.0	5.0	5.0	-	5.7	5.7	5.7	-	6.4	6.4	6.4	-	7.3	7.3	7.3	-
	Hi-PR	247	248	249	-	285	286	288	-	325	326	328	-	368	369	371	-	415	416	417	-	468	469	470	-
Lo-PR	128	130	133	-	136	137	140	-	142	144	147	-	148	149	152	-	153	155	158	-	162	164	167	-	
520	MBh	17.5	17.8	18.1	18.9	17.2	17.5	18.0	18.8	16.8	17.0	17.5	18.3	16.0	16.2	16.7	17.5	15.0	15.3	15.8	16.6	14.2	14.4	14.9	15.7
	S/T	0.74	0.66	0.53	0.38	0.75	0.67	0.53	0.38	1.00	0.70	0.56	0.41	1.00	0.72	0.58	0.43	1.00	0.74	0.60	0.45	1.00	1.00	0.65	0.51
	ΔT	25	23	18	15	23	22	18	15	24	22	19	15	23	22	18	15	23	21	18	15	24	22	19	16
	kW	0.89	0.89	0.95	0.96	1.08	1.08	1.08	1.09	1.23	1.23	1.23	1.24	1.39	1.38	1.38	1.39	1.56	1.56	1.56	1.57	1.76	1.76	1.76	1.77
	Amps	3.4	3.4	3.7	3.8	4.3	4.3	4.3	4.3	4.9	4.9	4.9	4.9	5.6	5.6	5.6	5.6	6.4	6.4	6.3	6.4	7.2	7.2	7.2	7.3
	Hi-PR	243	244	245	249	280	281	283	287	320	321	323	327	363	364	366	370	410	411	413	417	463	464	466	470
Lo-PR	124	126	128	133	131	132	136	141	138	139	142	147	143	145	148	153	149	150	153	159	158	159	163	168	
610	MBh	17.9	17.9	18.4	19.2	17.5	17.7	18.3	19.0	17.0	17.3	17.8	18.6	16.2	16.5	17.0	17.8	15.3	15.5	16.1	16.9	14.4	14.7	15.2	16.0
	S/T	0.82	0.74	0.60	0.46	0.83	0.75	0.61	0.46	1.00	0.78	0.64	0.49	1.00	0.80	0.66	0.51	1.00	0.82	0.68	0.53	1.00	1.00	0.73	0.58
	ΔT	24	20	17	14	22	20	17	14	22	21	17	14	22	20	17	14	22	20	17	13	23	21	18	14
	kW	0.90	0.96	0.96	0.97	1.09	1.09	1.09	1.10	1.24	1.24	1.23	1.24	1.39	1.39	1.39	1.40	1.57	1.57	1.56	1.57	1.77	1.77	1.77	1.78
	Amps	3.5	3.8	3.8	3.8	4.3	4.3	4.3	4.4	5.0	4.9	4.9	5.0	5.6	5.6	5.6	5.7	6.4	6.4	6.4	6.4	7.3	7.3	7.3	7.3
	Hi-PR	246	246	247	251	283	284	285	290	323	324	325	330	366	367	369	373	412	413	415	419	465	466	468	472
Lo-PR	127	127	130	136	133	135	138	143	140	141	144	150	145	150	155	155	151	152	155	161	160	162	165	170	
700	MBh	18.0	18.2	18.7	19.5	17.8	18.1	18.6	19.4	17.4	17.6	18.1	18.9	16.6	16.8	17.4	18.1	15.6	15.9	16.4	17.2	14.8	15.0	15.5	16.3
	S/T	0.86	0.78	0.64	0.50	1.00	0.79	0.65	0.50	1.00	0.82	0.68	0.53	1.00	0.84	0.70	0.55	1.00	1.00	0.72	0.57	1.00	1.00	0.77	0.62
	ΔT	21	19	16	12	21	19	16	12	21	19	16	13	21	19	16	12	21	19	16	12	22	20	17	13
	kW	0.97	0.97	0.97	0.98	1.10	1.10	1.10	1.11	1.24	1.24	1.24	1.25	1.40	1.40	1.40	1.41	1.57	1.57	1.57	1.58	1.78	1.78	1.78	1.79
	Amps	3.8	3.8	3.8	3.8	4.4	4.4	4.3	4.4	5.0	5.0	5.0	5.0	5.7	5.7	5.6	5.7	6.4	6.4	6.4	6.4	7.3	7.3	7.3	7.3
	Hi-PR	247	248	250	254	285	286	288	292	325	326	328	332	368	369	371	375	415	416	417	422	468	469	471	475
Lo-PR	128	130	133	138	136	137	140	146	142	144	147	152	148	149	152	158	153	155	158	163	162	164	167	173	

IDB* - Entering Indoor Dry Bulb Temperature
 High and low pressures are measured at the liquid and suction service valves.
 Airflow may vary depending on actual ambient conditions and system operation modes.

Shaded area is ACCA (TVA) conditions
 kW = Total system power
 Amps = outdoor unit amps

IDB*	AIRFLOW	OUTDOOR AMBIENT TEMPERATURE																							
		65°F				75°F				85°F				95°F				105°F				115°F			
		59	63	67	71	59	63	67	71	59	63	67	71	59	63	67	71	59	63	67	71	59	63	67	71
520	MBh	17.6	17.9	18.2	19.0	17.3	17.6	18.1	18.9	16.9	17.1	17.6	18.4	16.1	16.3	16.8	17.6	15.1	15.4	15.9	16.7	14.2	14.5	15.0	15.8
	S/T	1.00	0.79	0.66	0.51	1.00	0.80	0.66	0.51	1.00	0.83	0.69	0.54	1.00	0.85	0.71	0.56	1.00	1.00	0.73	0.58	1.00	1.00	0.78	0.64
	ΔT	30	27	22	19	27	26	22	19	28	26	22	19	27	26	22	19	27	25	22	19	28	26	23	20
	kW	0.89	0.89	0.95	0.96	1.09	1.08	1.08	1.09	1.23	1.23	1.23	1.24	1.39	1.38	1.38	1.39	1.56	1.56	1.56	1.57	1.76	1.76	1.76	1.77
	Amps	3.4	3.4	3.7	3.8	4.3	4.3	4.3	4.3	4.9	4.9	4.9	5.0	5.6	5.6	5.6	5.6	6.4	6.4	6.3	6.4	7.2	7.2	7.2	7.3
	Hi PR	244	245	245	249	281	282	283	288	321	322	323	328	364	365	367	371	410	411	413	417	463	464	466	470
	Lo PR	125	127	129	134	131	133	136	141	138	140	143	148	144	145	148	154	149	151	154	159	158	160	163	168
	MBh	17.9	18.0	18.5	19.3	17.6	17.8	18.3	19.1	17.1	17.4	17.9	18.7	16.3	16.6	17.1	17.9	15.4	15.6	16.2	16.9	14.5	14.8	15.3	16.1
	S/T	1.00	0.87	0.73	0.59	1.00	0.88	0.74	0.59	1.00	0.91	0.77	0.62	1.00	1.00	0.79	0.64	1.00	1.00	0.81	0.66	1.00	1.00	0.86	0.71
	ΔT	28	24	21	18	26	24	21	17	26	24	21	18	26	24	21	17	26	24	21	17	27	25	22	18
kW	0.90	0.96	0.96	0.97	1.09	1.09	1.09	1.10	1.24	1.24	1.23	1.24	1.39	1.39	1.39	1.40	1.57	1.57	1.57	1.58	1.77	1.77	1.77	1.78	
Amps	3.5	3.8	3.8	3.8	4.3	4.3	4.3	4.4	5.0	5.0	4.9	5.0	5.6	5.6	5.6	5.7	6.4	6.4	6.4	6.4	7.3	7.3	7.3	7.3	
Hi PR	246	246	248	252	283	284	286	290	323	324	326	330	366	367	369	373	413	414	416	420	466	467	469	473	
Lo PR	127	128	131	136	134	135	138	144	140	142	145	150	146	147	150	156	151	153	156	161	161	162	165	171	
MBh	18.1	18.3	18.8	19.6	17.9	18.2	18.7	19.5	17.5	17.7	18.2	19.0	16.7	16.9	17.4	18.2	15.7	16.0	16.5	17.3	14.9	15.1	15.6	16.4	
S/T	1.00	0.91	0.77	0.63	1.00	0.92	0.78	0.63	1.00	0.95	0.81	0.66	1.00	1.00	0.83	0.68	1.00	1.00	0.85	0.70	1.00	1.00	1.00	0.75	
ΔT	25	23	20	16	25	23	20	16	25	23	20	17	25	23	20	16	25	23	20	16	26	24	21	17	
kW	0.97	0.97	0.97	0.98	1.10	1.10	1.10	1.11	1.24	1.24	1.24	1.25	1.40	1.40	1.40	1.41	1.58	1.57	1.57	1.58	1.78	1.78	1.78	1.79	
Amps	3.8	3.8	3.8	3.8	4.4	4.4	4.4	4.4	5.0	5.0	5.0	5.0	5.7	5.7	5.7	5.7	6.4	6.4	6.4	6.5	7.3	7.3	7.3	7.3	
Hi PR	247	248	250	254	286	287	288	293	326	327	328	333	369	370	371	376	415	416	418	422	468	469	471	475	
Lo PR	129	130	133	139	136	138	141	146	143	144	147	153	148	150	153	158	154	155	158	164	163	165	168	173	
520	MBh	17.9	18.2	18.5	19.3	17.6	17.8	18.4	19.2	17.1	17.4	17.9	18.7	16.4	16.6	17.1	17.9	15.4	15.7	16.2	17.0	14.5	14.8	15.3	16.1
	S/T	1.00	0.89	0.76	0.61	1.00	0.91	0.77	0.62	1.00	1.00	0.87	0.72	1.00	1.00	0.81	0.67	1.00	1.00	0.84	0.69	1.00	1.00	1.00	0.74
	ΔT	33	31	26	22	31	29	26	22	31	29	26	22	31	29	26	22	31	29	25	22	32	30	27	23
	kW	0.89	0.90	0.96	0.97	1.09	1.09	1.08	1.09	1.23	1.23	1.23	1.24	1.39	1.39	1.39	1.39	1.56	1.56	1.56	1.57	1.77	1.77	1.76	1.77
	Amps	3.4	3.4	3.7	3.8	4.3	4.3	4.3	4.3	4.9	4.9	4.9	5.0	5.6	5.6	5.6	5.6	6.4	6.4	6.4	6.4	7.3	7.3	7.2	7.3
	Hi PR	245	246	246	251	282	283	285	289	322	323	325	329	365	366	368	372	411	412	414	418	464	466	467	471
	Lo PR	127	129	130	136	133	135	138	143	140	141	145	150	145	147	150	155	151	152	156	161	160	162	165	170
	MBh	18.2	18.3	18.8	19.6	17.9	18.1	18.6	19.4	17.4	17.7	18.2	19.0	16.6	16.9	17.4	18.2	15.7	15.9	16.4	17.2	14.8	15.1	15.6	16.4
	S/T	1.00	0.98	0.84	0.69	1.00	1.00	0.85	0.70	1.00	1.00	0.87	0.72	1.00	1.00	0.89	0.74	1.00	1.00	0.91	0.77	1.00	1.00	1.00	0.82
	ΔT	32	28	24	21	30	28	24	21	30	28	25	21	30	28	24	21	29	27	24	21	30	29	25	22
kW	0.90	0.97	0.96	0.97	1.10	1.10	1.09	1.10	1.24	1.24	1.24	1.25	1.40	1.40	1.39	1.40	1.57	1.57	1.57	1.58	1.78	1.77	1.77	1.78	
Amps	3.5	3.8	3.8	3.8	4.3	4.3	4.3	4.4	5.0	5.0	5.0	5.0	5.6	5.6	5.6	5.7	6.4	6.4	6.4	6.4	7.3	7.3	7.3	7.3	
Hi PR	248	247	249	253	284	285	287	291	324	325	327	331	367	368	370	374	414	415	417	421	467	468	470	474	
Lo PR	129	129	133	138	135	137	140	145	142	144	147	152	148	149	152	158	153	155	158	163	162	164	167	173	
610	MBh	18.4	18.6	19.1	19.9	18.2	18.5	19.0	19.8	17.8	18.0	18.5	19.3	17.0	17.2	17.7	18.5	16.0	16.3	16.8	17.6	15.1	15.4	15.9	16.7
	S/T	1.00	1.00	0.88	0.73	1.00	1.00	0.88	0.74	1.00	1.00	0.91	0.76	1.00	1.00	0.93	0.78	1.00	1.00	1.00	0.81	1.00	1.00	1.00	0.86
	ΔT	28	27	23	20	28	27	23	20	29	27	24	20	28	27	23	20	28	26	23	20	29	28	24	21
	kW	0.97	0.97	0.97	0.98	1.10	1.10	1.10	1.11	1.25	1.25	1.24	1.25	1.40	1.40	1.40	1.41	1.58	1.58	1.57	1.58	1.78	1.78	1.78	1.79
	Amps	3.8	3.8	3.8	3.8	4.4	4.4	4.4	4.4	5.0	5.0	5.0	5.0	5.7	5.7	5.7	5.7	6.4	6.4	6.4	6.5	7.3	7.3	7.3	7.4
	Hi PR	248	250	251	255	287	288	289	294	327	328	329	334	370	371	373	377	416	417	419	423	469	470	472	476
	Lo PR	130	132	135	140	138	139	143	148	145	146	149	154	150	152	155	160	156	157	160	166	165	166	170	175
	MBh	18.4	18.6	19.1	19.9	18.2	18.5	19.0	19.8	17.8	18.0	18.5	19.3	17.0	17.2	17.7	18.5	16.0	16.3	16.8	17.6	15.1	15.4	15.9	16.7
	S/T	1.00	1.00	0.88	0.73	1.00	1.00	0.88	0.74	1.00	1.00	0.91	0.76	1.00	1.00	0.93	0.78	1.00	1.00	1.00	0.81	1.00	1.00	1.00	0.86
	ΔT	28	27	23	20	28	27	23	20	29	27	24	20	28	27	23	20	28	26	23	20	29	28	24	21
kW	0.97	0.97	0.97	0.98	1.10	1.10	1.10	1.11	1.25	1.25	1.24	1.25	1.40	1.40	1.40	1.41	1.58	1.58	1.57	1.58	1.78	1.78	1.78	1.79	
Amps	3.8	3.8	3.8	3.8	4.4	4.4	4.4	4.4	5.0	5.0	5.0	5.0	5.7	5.7	5.7	5.7	6.4	6.4	6.4	6.5	7.3	7.3	7.3	7.4	
Hi PR	248	250	251	255	287	288	289	294	327	328	329	334	370	371	373	377	416	417	419	423	469	470	472	476	
Lo PR	130	132	135	140	138	139	143	148	145	146	149	154	150	152	155	160	156	157	160	166	165	166	170	175	

IDB*: Entering Indoor Dry Bulb Temperature
 High and low pressures are measured at the liquid and suction service valves.
 Airflow may vary depending on actual ambient conditions and system operation modes.
 Shaded area is AHRl conditions
 kW = Total system power
 Amps = outdoor unit amps

IDB*	OUTDOOR AMBIENT TEMPERATURE																								
	65°F				75°F				85°F				95°F				105°F				115°F				
	59	63	67	71	59	63	67	71	59	63	67	71	59	63	67	71	59	63	67	71	59	63	67	71	
680	MBh	22.6	24.1	24.2	-	22.9	23.3	24.0	-	22.3	22.7	23.3	-	21.3	21.6	22.3	-	20.0	20.3	21.0	-	18.4	18.7	19.4	-
	S/T	0.60	0.52	0.37	-	0.59	0.52	0.38	-	0.62	0.54	0.41	-	0.64	0.56	0.43	-	1.00	0.58	0.45	-	1.00	0.65	0.51	-
	ΔT	20	19	15	-	20	18	15	-	20	18	15	-	20	18	15	-	19	18	14	-	21	19	16	-
	kW	1.25	1.35	1.38	-	1.57	1.57	1.57	-	1.78	1.78	1.78	-	2.01	2.01	2.01	-	2.26	2.26	2.26	-	2.31	2.30	2.30	-
	Amps	4.8	5.1	5.3	-	6.1	6.1	6.1	-	7.0	7.0	7.0	-	8.0	8.0	8.0	-	9.1	9.1	9.1	-	9.3	9.3	9.3	-
	Hi-PR	256	260	263	-	302	303	305	-	345	346	348	-	391	392	394	-	441	442	444	-	486	487	489	-
Lo-PR	122	123	124	-	127	128	131	-	133	135	138	-	139	140	143	-	144	145	148	-	154	155	158	-	
70	MBh	24.1	23.8	24.5	-	23.3	23.6	24.3	-	22.7	23.0	23.7	-	21.7	22.0	22.7	-	20.4	20.7	21.4	-	18.8	19.1	19.8	-
	S/T	0.67	0.59	0.45	-	0.67	0.59	0.46	-	0.70	0.62	0.48	-	0.71	0.64	0.50	-	1.00	0.66	0.53	-	1.00	0.72	0.59	-
	ΔT	19	17	13	-	18	17	13	-	19	17	13	-	18	16	13	-	18	16	13	-	20	18	15	-
	kW	1.36	1.40	1.39	-	1.59	1.59	1.58	-	1.80	1.79	1.79	-	2.02	2.02	2.02	-	2.28	2.27	2.27	-	2.32	2.31	2.31	-
	Amps	5.2	5.3	5.3	-	6.1	6.1	6.1	-	7.1	7.0	7.0	-	8.0	8.0	8.0	-	9.1	9.1	9.1	-	9.4	9.4	9.4	-
	Hi-PR	262	264	266	-	304	306	307	-	348	349	351	-	394	395	397	-	444	445	447	-	488	489	491	-
Lo-PR	123	123	126	-	129	130	133	-	135	137	140	-	141	142	145	-	146	147	151	-	156	157	161	-	
920	MBh	24.0	24.3	25.0	-	23.7	24.1	24.8	-	23.1	23.5	24.2	-	22.1	22.4	23.1	-	20.8	21.1	21.8	-	19.2	19.5	20.2	-
	S/T	0.70	0.63	0.49	-	0.71	0.63	0.50	-	0.73	0.66	0.52	-	0.75	0.68	0.54	-	1.00	0.70	0.56	-	1.00	0.76	0.63	-
	ΔT	17	15	12	-	17	15	12	-	17	16	12	-	17	15	12	-	17	15	12	-	19	17	13	-
	kW	1.41	1.41	1.40	-	1.60	1.59	1.59	-	1.81	1.80	1.80	-	2.03	2.03	2.03	-	2.29	2.28	2.28	-	2.32	2.32	2.32	-
	Amps	5.4	5.4	5.3	-	6.2	6.2	6.2	-	7.1	7.1	7.1	-	8.1	8.1	8.1	-	9.2	9.2	9.2	-	9.4	9.4	9.4	-
	Hi-PR	266	267	269	-	307	308	310	-	350	351	353	-	397	398	400	-	447	448	450	-	491	492	494	-
Lo-PR	124	125	129	-	131	133	136	-	138	139	142	-	143	145	148	-	148	150	153	-	158	160	163	-	

680	MBh	22.6	24.1	24.2	25.2	22.9	23.3	24.0	25.0	22.3	22.7	23.4	24.4	21.3	21.6	22.3	23.4	20.0	20.4	21.0	22.1	18.4	18.8	19.4	20.5
	S/T	0.73	0.65	0.50	0.36	0.72	0.64	0.51	0.37	1.00	0.67	0.53	0.39	1.00	0.69	0.55	0.41	1.00	0.71	0.58	0.43	1.00	1.00	0.64	0.50
	ΔT	25	23	19	15	24	22	18	15	24	22	19	14	22	20	17	14	22	20	17	13	25	23	20	16
	kW	1.25	1.35	1.38	1.40	1.57	1.57	1.57	1.58	1.78	1.78	1.78	1.79	2.01	2.01	2.00	2.02	2.26	2.26	2.26	2.27	2.30	2.30	2.30	2.31
	Amps	4.8	5.1	5.2	5.3	6.1	6.1	6.1	6.1	7.0	7.0	7.0	7.0	8.0	8.0	8.0	8.0	9.1	9.1	9.1	9.1	9.3	9.3	9.3	9.4
	Hi-PR	256	260	264	268	302	303	305	309	345	346	348	353	391	393	394	399	442	443	445	449	486	487	489	493
Lo-PR	122	123	124	129	127	128	131	136	133	135	138	143	139	140	143	148	144	145	148	154	154	155	158	164	
75	MBh	24.1	23.8	24.5	25.6	23.3	23.6	24.3	25.4	22.7	23.0	23.7	24.8	21.7	22.0	22.7	23.7	20.4	20.7	21.4	22.5	18.8	19.1	19.8	20.8
	S/T	0.80	0.72	0.58	0.44	0.80	0.72	0.59	0.45	1.00	0.75	0.61	0.47	1.00	0.77	0.63	0.49	1.00	0.79	0.65	0.51	1.00	1.00	0.72	0.57
	ΔT	23	21	17	14	22	20	17	14	23	21	17	14	22	20	17	14	22	20	17	13	24	22	19	15
	kW	1.36	1.40	1.39	1.41	1.59	1.58	1.58	1.59	1.79	1.79	1.79	1.80	2.02	2.02	2.02	2.03	2.27	2.27	2.27	2.28	2.31	2.31	2.31	2.32
	Amps	5.2	5.3	5.3	5.4	6.1	6.1	6.1	6.2	7.0	7.0	7.0	7.1	8.0	8.0	8.0	8.1	9.1	9.1	9.1	9.2	9.4	9.4	9.4	9.4
	Hi-PR	262	265	266	271	305	306	308	312	348	349	351	355	394	395	397	402	444	445	447	452	489	490	491	496
Lo-PR	123	123	126	131	129	130	133	139	135	137	140	145	141	142	145	150	146	148	151	156	156	157	161	166	
920	MBh	24.0	24.3	25.0	26.0	23.8	24.1	24.8	25.8	23.2	23.5	24.2	25.2	22.1	22.4	23.1	24.2	20.8	21.2	21.9	22.9	19.2	19.6	20.2	21.3
	S/T	0.83	0.75	0.62	0.48	0.84	0.76	0.63	0.48	1.00	0.79	0.65	0.51	1.00	0.81	0.67	0.53	1.00	0.83	0.69	0.55	1.00	1.00	0.76	0.61
	ΔT	21	19	16	13	21	19	16	13	21	20	16	13	21	19	16	13	21	19	16	12	23	21	18	14
	kW	1.41	1.41	1.40	1.42	1.59	1.59	1.59	1.60	1.80	1.80	1.80	1.81	2.03	2.03	2.03	2.04	2.28	2.28	2.28	2.29	2.32	2.32	2.32	2.33
	Amps	5.4	5.4	5.3	5.4	6.2	6.2	6.2	6.2	7.1	7.1	7.1	7.1	8.1	8.1	8.1	8.1	9.2	9.2	9.2	9.2	9.4	9.4	9.4	9.4
	Hi-PR	266	267	269	274	307	308	310	315	350	351	353	358	397	398	400	404	447	448	450	454	491	492	494	498
Lo-PR	124	126	129	134	131	133	136	141	138	139	142	147	143	145	148	153	148	150	153	158	158	160	163	168	

IDB*: Entering Indoor Dry Bulb Temperature
 High and low pressures are measured at the liquid and suction service valves.
 Airflow may vary depending on actual ambient conditions and system operation modes.
 kW = Total system power
 Amps = outdoor unit amps
 Shaded area is ACCA (TVA) conditions

IDB*	OUTDOOR AMBIENT TEMPERATURE																									
	65°F				75°F				85°F				95°F				105°F				115°F					
	59	63	67	71	59	63	67	71	59	63	67	71	59	63	67	71	59	63	67	71	59	63	67	71		
680	MBh	22.8	24.2	24.3	25.4	23.1	23.4	24.1	25.1	22.5	22.8	23.5	24.5	21.4	21.7	22.4	23.5	20.1	20.5	21.2	22.2	18.6	18.9	19.6	20.6	
	S/T	1.00	0.77	0.63	0.49	1.00	0.77	0.63	0.49	1.00	0.79	0.66	0.52	1.00	0.81	0.68	0.54	1.00	1.00	0.70	0.56	1.00	1.00	0.77	0.62	
	ΔT	29	27	23	19	28	26	22	19	28	26	23	19	28	26	22	19	27	27	26	22	19	29	28	24	21
	kW	1.25	1.35	1.38	1.40	1.57	1.57	1.58	1.58	1.61	1.78	1.78	1.79	1.81	2.01	2.01	2.01	2.02	2.26	2.26	2.26	2.27	2.30	2.30	2.30	2.31
	Amps	4.8	5.1	5.3	5.3	6.1	6.1	6.1	6.1	6.1	7.0	7.0	7.0	7.0	8.0	8.0	8.0	8.0	9.1	9.1	9.1	9.1	9.3	9.3	9.3	9.4
80	Hi PR	256	261	264	269	302	303	305	310	345	347	348	353	392	393	395	399	442	443	443	445	486	487	489	494	
	Lo PR	123	123	125	130	127	129	132	137	134	135	138	143	139	141	144	144	144	146	146	149	154	154	156	164	
	MBh	24.3	24.0	24.7	25.7	23.4	23.8	24.5	25.5	22.8	23.2	23.8	24.9	21.8	22.1	22.8	23.9	20.5	20.8	21.5	22.6	18.9	19.2	19.9	20.9	
	S/T	1.00	0.84	0.71	0.56	1.00	0.85	0.71	0.57	1.00	0.87	0.74	0.60	1.00	0.89	0.76	0.61	1.00	1.00	0.78	0.64	1.00	1.00	0.84	0.70	
	ΔT	28	24	21	18	26	24	21	18	26	25	21	18	26	24	21	18	26	24	21	17	28	26	23	19	
920	kW	1.36	1.40	1.39	1.41	1.59	1.58	1.58	1.60	1.80	1.79	1.79	1.81	2.02	2.02	2.02	2.03	2.28	2.27	2.27	2.28	2.32	2.31	2.31	2.32	
	Amps	5.2	5.3	5.3	5.4	6.1	6.1	6.1	6.2	7.1	7.0	7.0	7.1	8.0	8.0	8.0	8.1	9.1	9.1	9.1	9.2	9.4	9.4	9.4	9.4	
	Hi PR	262	265	267	271	305	306	308	313	348	349	351	356	395	396	398	402	445	446	448	452	489	490	492	496	
	Lo PR	124	124	127	132	129	131	134	139	136	137	140	146	141	143	146	151	147	148	151	156	156	158	161	166	
	MBh	24.1	24.4	25.1	26.2	23.9	24.2	24.9	26.0	23.3	23.6	24.3	25.4	22.2	22.6	23.2	24.3	21.0	21.3	22.0	23.0	19.3	19.7	20.3	21.4	
85	S/T	1.00	0.88	0.74	0.60	1.00	0.89	0.75	0.61	1.00	0.91	0.78	0.63	1.00	0.93	0.79	0.65	1.00	1.00	0.82	0.67	1.00	1.00	0.88	0.74	
	ΔT	25	23	20	17	25	23	20	17	25	24	20	17	25	23	20	17	25	23	20	16	27	25	22	18	
	kW	1.41	1.41	1.40	1.42	1.60	1.59	1.59	1.61	1.81	1.80	1.80	1.81	2.03	2.03	2.03	2.04	2.28	2.28	2.28	2.29	2.32	2.32	2.32	2.33	
	Amps	5.4	5.4	5.3	5.4	6.2	6.2	6.2	6.2	7.1	7.1	7.1	7.1	8.1	8.1	8.1	8.1	9.2	9.2	9.2	9.2	9.4	9.4	9.4	9.5	
	Hi PR	266	268	269	274	308	309	311	315	351	352	354	358	397	398	400	405	447	448	450	455	492	493	494	499	
680	Lo PR	125	126	129	134	132	133	136	141	138	140	143	148	144	145	148	153	149	150	153	159	159	160	164	169	
	MBh	23.1	24.6	24.7	25.7	23.5	23.8	24.5	25.5	22.8	23.2	23.9	24.9	21.8	22.1	22.8	23.9	20.5	20.9	21.6	22.6	18.9	19.3	19.9	21.0	
	S/T	1.00	0.87	0.73	0.59	1.00	0.87	0.74	0.59	1.00	1.00	0.76	0.62	1.00	1.00	0.78	0.64	1.00	1.00	0.80	0.66	1.00	1.00	1.00	0.73	
	ΔT	32	31	26	23	31	29	26	23	31	30	26	23	31	29	26	22	31	29	26	22	33	31	28	24	
	kW	1.26	1.35	1.39	1.40	1.58	1.58	1.57	1.59	1.79	1.79	1.78	1.80	2.01	2.01	2.01	2.02	2.27	2.26	2.26	2.28	2.31	2.31	2.30	2.32	
800	Amps	4.8	5.1	5.3	5.3	6.1	6.1	6.1	6.1	7.0	7.0	7.1	7.1	8.0	8.0	8.0	8.0	9.1	9.1	9.1	9.1	9.3	9.3	9.3	9.4	
	Hi PR	258	262	265	270	304	305	307	311	347	348	350	354	393	394	396	401	443	444	446	451	488	489	491	495	
	Lo PR	124	125	126	131	129	131	134	139	136	137	140	145	141	142	145	151	146	148	151	156	156	158	161	166	
	MBh	24.7	24.4	25.1	26.1	23.8	24.2	24.8	25.9	23.2	23.5	24.2	25.3	22.2	22.5	23.2	24.3	20.9	21.2	21.9	23.0	19.3	19.6	20.3	21.3	
	S/T	1.00	0.94	0.81	0.67	1.00	0.95	0.81	0.67	1.00	1.00	0.84	0.70	1.00	1.00	0.86	0.72	1.00	1.00	0.88	0.74	1.00	1.00	1.00	0.80	
920	ΔT	31	28	25	21	30	28	25	21	30	28	25	21	30	28	25	21	30	28	24	21	32	30	26	23	
	kW	1.36	1.40	1.40	1.41	1.59	1.59	1.59	1.60	1.80	1.80	1.79	1.81	2.03	2.02	2.02	2.04	2.28	2.28	2.27	2.29	2.32	2.32	2.31	2.33	
	Amps	5.2	5.3	5.3	5.4	6.2	6.2	6.1	6.2	7.1	7.1	7.1	7.1	8.1	8.0	8.1	8.1	9.2	9.1	9.1	9.1	9.4	9.4	9.4	9.4	
	Hi PR	264	266	268	273	306	307	309	314	349	351	352	357	396	397	399	403	446	447	449	454	490	491	493	498	
	Lo PR	126	125	129	134	131	133	136	141	138	139	142	147	143	145	148	153	148	150	153	158	158	160	163	168	
85	MBh	24.5	24.8	25.5	26.6	24.3	24.6	25.3	26.3	23.7	24.0	24.7	25.7	22.6	22.9	23.6	24.7	21.3	21.7	22.4	23.4	19.7	20.1	20.7	21.8	
	S/T	1.00	0.98	0.85	0.70	1.00	0.99	0.85	0.71	1.00	1.00	0.88	0.73	1.00	1.00	0.90	0.75	1.00	1.00	0.92	0.78	1.00	1.00	1.00	0.84	
	ΔT	29	27	24	20	29	27	24	20	29	27	24	20	29	27	24	20	28	27	23	20	31	29	25	22	
	kW	1.41	1.41	1.41	1.42	1.60	1.60	1.59	1.61	1.81	1.81	1.80	1.82	2.04	2.03	2.03	2.04	2.29	2.29	2.28	2.30	2.33	2.33	2.32	2.34	
	Amps	5.4	5.4	5.4	5.4	6.2	6.2	6.2	6.2	7.1	7.1	7.1	7.2	8.1	8.1	8.1	8.1	9.2	9.2	9.2	9.2	9.4	9.4	9.4	9.5	
85	Hi PR	268	269	271	275	309	310	312	316	352	353	355	360	398	400	401	406	449	450	452	456	493	494	496	500	
	Lo PR	126	128	131	136	134	135	138	143	140	142	145	150	145	147	150	155	151	152	155	160	161	162	165	171	

IDB*: Entering Indoor Dry Bulb Temperature
 High and low pressures are measured at the liquid and suction service valves.
 Airflow may vary depending on actual ambient conditions and system operation modes.

Shaded area is AHRI conditions
 kW = Total system power
 Amps = outdoor unit amps

IDB*	AIRFLOW	OUTDOOR AMBIENT TEMPERATURE																							
		65°F				75°F				85°F				95°F				105°F				115°F			
		59	63	67	71	59	63	67	71	59	63	67	71	59	63	67	71	59	63	67	71	59	63	67	71
860	MBh	26.8	28.5	30.1	-	28.6	29.0	29.8	-	27.8	28.2	29.1	-	26.5	26.9	27.8	-	24.9	25.3	26.2	-	23.5	23.9	24.8	-
	S/T	0.62	0.53	0.39	-	0.62	0.54	0.40	-	0.64	0.57	0.43	-	0.66	0.59	0.45	-	1.00	0.61	0.47	-	1.00	0.66	0.52	-
	ΔT	20	19	14	-	19	17	14	-	19	18	14	-	19	17	14	-	19	17	14	-	20	18	15	-
	kW	1.56	1.68	1.82	-	2.08	2.07	2.07	-	2.35	2.35	2.34	-	2.65	2.64	2.64	-	2.98	2.97	2.97	-	3.36	3.36	3.36	-
	Amps	6.0	6.4	7.0	-	8.1	8.1	8.1	-	9.3	9.3	9.2	-	10.6	10.5	10.5	-	12.0	12.0	12.0	-	13.7	13.7	13.7	-
	Hi PR	264	268	271	-	311	312	314	-	355	356	358	-	403	404	406	-	455	456	458	-	510	511	513	-
Lo PR	126	127	126	-	128	130	133	-	135	136	139	-	140	142	145	-	146	147	150	-	152	154	157	-	
70	MBh	28.6	29.7	30.6	-	29.0	29.4	30.3	-	28.3	28.7	29.5	-	27.0	27.4	28.2	-	25.4	25.8	26.7	-	23.9	24.3	25.2	-
	S/T	0.69	0.61	0.47	-	0.70	0.62	0.48	-	0.72	0.64	0.50	-	0.74	0.66	0.52	-	1.00	0.69	0.55	-	1.00	0.74	0.60	-
	ΔT	19	16	13	-	18	16	13	-	18	16	13	-	18	16	13	-	18	16	13	-	19	17	14	-
	kW	1.69	1.84	1.84	-	2.09	2.09	2.09	-	2.37	2.36	2.36	-	2.66	2.66	2.65	-	2.99	2.99	2.99	-	3.38	3.38	3.37	-
	Amps	6.5	7.1	7.1	-	8.1	8.1	8.1	-	9.3	9.3	9.3	-	10.6	10.6	10.6	-	12.1	12.1	12.0	-	13.7	13.7	13.7	-
	Hi PR	270	272	274	-	313	315	317	-	358	359	361	-	406	407	409	-	457	459	460	-	512	514	515	-
Lo PR	128	125	128	-	130	132	135	-	137	138	142	-	142	144	147	-	148	149	152	-	154	156	159	-	
1160	MBh	29.8	30.2	31.1	-	29.6	30.0	30.8	-	28.8	29.2	30.1	-	27.5	27.9	28.8	-	25.9	26.3	27.2	-	24.5	24.9	25.7	-
	S/T	0.73	0.65	0.51	-	0.73	0.66	0.52	-	0.76	0.68	0.54	-	1.00	0.70	0.56	-	1.00	0.72	0.58	-	1.00	0.78	0.64	-
	ΔT	17	15	12	-	17	15	12	-	17	15	12	-	17	15	12	-	17	15	12	-	18	16	13	-
	kW	1.86	1.86	1.85	-	2.10	2.10	2.10	-	2.38	2.38	2.37	-	2.67	2.67	2.67	-	3.00	3.00	3.00	-	3.39	3.39	3.39	-
	Amps	7.1	7.1	7.1	-	8.2	8.2	8.2	-	9.4	9.4	9.4	-	10.7	10.7	10.6	-	12.1	12.1	12.1	-	13.8	13.8	13.8	-
	Hi PR	274	275	277	-	316	317	319	-	360	362	364	-	408	410	411	-	460	461	463	-	515	516	518	-
Lo PR	125	127	130	-	133	134	137	-	139	141	144	-	145	146	149	-	150	152	155	-	157	158	161	-	

860	MBh	26.8	28.6	30.1	31.4	28.6	29.0	29.9	31.2	27.8	28.2	29.1	30.4	26.5	26.9	27.8	29.1	25.0	25.4	26.2	27.5	23.5	23.9	24.8	26.1
	S/T	0.76	0.67	0.53	0.38	0.75	0.67	0.53	0.39	1.00	0.70	0.56	0.41	1.00	0.72	0.58	0.43	1.00	0.74	0.60	0.45	1.00	0.80	0.66	0.51
	ΔT	24	23	18	15	23	21	18	15	23	22	18	15	23	21	18	15	23	21	18	14	24	22	19	15
	kW	1.56	1.68	1.82	1.84	2.07	2.07	2.07	2.09	2.35	2.35	2.34	2.36	2.64	2.64	2.64	2.66	2.97	2.97	2.97	2.99	3.36	3.36	3.36	3.38
	Amps	6.0	6.4	7.0	7.1	8.1	8.1	8.0	8.1	9.3	9.3	9.2	9.3	10.5	10.5	10.5	10.6	12.0	12.0	12.0	12.0	13.7	13.7	13.6	13.7
	Hi PR	264	268	272	276	311	312	314	319	355	357	358	363	403	404	406	411	455	456	458	463	510	511	513	521
Lo PR	126	127	126	131	128	130	133	138	135	136	139	145	140	142	145	150	146	147	150	155	152	154	157	165	
75	MBh	28.6	29.7	30.6	31.9	29.0	29.4	30.3	31.6	28.3	28.7	29.6	30.9	27.0	27.4	28.3	29.6	25.4	25.8	26.7	28.0	23.9	24.4	25.2	26.5
	S/T	0.83	0.74	0.60	0.46	0.83	0.75	0.61	0.46	1.00	0.78	0.64	0.49	1.00	0.80	0.66	0.51	1.00	0.82	0.68	0.53	1.00	1.00	0.73	0.58
	ΔT	23	20	17	13	22	20	17	13	22	20	17	14	22	20	17	13	22	20	16	13	23	21	18	14
	kW	1.69	1.84	1.84	1.86	2.09	2.09	2.08	2.10	2.36	2.36	2.36	2.38	2.66	2.66	2.65	2.67	2.99	2.99	2.98	3.00	3.38	3.38	3.37	3.39
	Amps	6.5	7.1	7.0	7.1	8.1	8.1	8.1	8.2	9.3	9.3	9.3	9.4	10.6	10.6	10.6	10.7	12.1	12.0	12.0	12.1	13.7	13.7	13.7	13.8
	Hi PR	270	272	274	279	314	315	317	321	358	359	361	366	406	407	409	414	458	459	461	465	513	514	516	524
Lo PR	128	125	128	133	130	132	135	140	137	138	142	147	142	144	147	152	148	149	152	158	154	156	159	167	
1160	MBh	29.8	30.2	31.1	32.4	29.6	30.0	30.8	32.2	28.8	29.2	30.1	31.4	27.5	27.9	28.8	30.1	25.9	26.3	27.2	28.5	24.5	24.9	25.8	27.1
	S/T	0.86	0.78	0.64	0.49	0.87	0.79	0.65	0.50	1.00	0.82	0.67	0.53	1.00	0.84	0.69	0.55	1.00	0.86	0.72	0.57	1.00	1.00	0.77	0.62
	ΔT	21	19	16	12	21	19	16	12	21	19	16	13	21	19	16	12	20	19	15	12	22	20	17	13
	kW	1.86	1.86	1.85	1.87	2.10	2.10	2.10	2.11	2.38	2.37	2.37	2.39	2.67	2.67	2.67	2.68	3.00	3.00	3.00	3.02	3.39	3.39	3.38	3.40
	Amps	7.1	7.1	7.1	7.2	8.2	8.2	8.2	8.2	9.4	9.4	9.4	9.4	10.7	10.7	10.6	10.7	12.1	12.1	12.1	12.2	13.8	13.8	13.8	13.8
	Hi PR	274	275	277	282	316	317	319	324	361	362	364	368	409	410	412	416	460	461	463	468	515	516	518	526
Lo PR	125	127	130	135	133	134	137	143	139	141	144	149	145	146	149	154	150	152	155	160	157	158	161	169	

IDB*: Entering Indoor Dry Bulb Temperature
 High and low pressures are measured at the liquid and suction service valves.
 Airflow may vary depending on actual ambient conditions and system operation modes.

Shaded area is ACCA (TVA) conditions
 kW = Total system power
 Amps = outdoor unit amps

IDB*	AIRFLOW	OUTDOOR AMBIENT TEMPERATURE																							
		65°F				75°F				85°F				95°F				105°F				115°F			
		59	63	67	71	59	63	67	71	59	63	67	71	59	63	67	71	59	63	67	71	59	63	67	71
80	MBh	27.0	28.7	30.3	31.6	28.7	29.2	30.0	31.3	28.0	28.4	29.3	30.6	26.7	27.1	28.0	29.3	25.1	25.5	26.4	27.7	23.7	24.1	24.9	26.2
	S/T	1.00	0.80	0.66	0.51	1.00	0.80	0.66	0.52	1.00	0.83	0.69	0.54	1.00	0.85	0.71	0.56	1.00	1.00	0.73	0.58	1.00	1.00	0.79	0.64
	ΔT	28	27	22	19	27	25	22	19	27	25	22	19	27	25	22	18	27	25	22	18	28	26	23	19
	kW	1.56	1.68	1.82	1.84	2.08	2.07	2.07	2.09	2.35	2.35	2.34	2.36	2.65	2.64	2.64	2.66	2.98	2.97	2.97	2.99	3.36	3.36	3.36	3.38
	Amps	6.0	6.4	7.0	7.1	8.1	8.1	8.0	8.1	9.3	9.3	9.2	9.3	10.6	10.5	10.5	10.6	12.0	12.0	12.0	12.0	13.7	13.7	13.7	13.7
	Hi-PR	265	269	272	277	311	313	315	319	356	357	359	364	404	405	407	412	455	457	458	463	510	512	513	522
	Lo-PR	127	127	126	131	129	130	134	139	135	137	140	145	141	142	145	151	146	148	151	156	153	154	158	165
	MBh	28.7	29.9	30.7	32.0	29.2	29.6	30.5	31.8	28.4	28.8	29.7	31.0	27.1	27.5	28.4	29.7	25.5	26.0	26.8	28.1	24.1	24.5	25.4	26.7
	S/T	1.00	0.87	0.73	0.59	1.00	0.88	0.74	0.59	1.00	0.91	0.77	0.62	1.00	0.93	0.79	0.64	1.00	1.00	0.81	0.66	1.00	1.00	0.86	0.71
	ΔT	27	24	21	17	26	24	21	17	26	24	21	17	26	24	21	17	25	24	20	17	27	25	21	18
kW	1.69	1.84	1.84	1.86	2.09	2.09	2.09	2.10	2.36	2.36	2.36	2.38	2.66	2.66	2.65	2.67	2.99	2.99	2.99	3.00	3.38	3.38	3.37	3.39	
Amps	6.5	7.1	7.1	7.1	8.1	8.1	8.1	8.2	9.3	9.3	9.3	9.4	10.6	10.6	10.6	10.7	12.1	12.0	12.0	12.1	13.7	13.7	13.7	13.8	
Hi-PR	270	273	275	280	314	315	317	322	359	360	362	366	406	408	410	414	458	459	461	466	513	514	516	524	
Lo-PR	128	125	128	133	131	133	136	141	137	139	142	147	143	144	148	153	148	150	153	158	155	157	160	167	
MBh	30.0	30.4	31.3	32.6	29.7	30.1	31.0	32.3	29.0	29.4	30.2	31.6	27.7	28.1	28.9	30.3	26.1	26.5	27.4	28.7	24.6	25.0	25.9	27.2	
S/T	1.00	0.91	0.77	0.62	1.00	0.92	0.78	0.63	1.00	0.95	0.80	0.66	1.00	1.00	0.82	0.68	1.00	1.00	0.85	0.70	1.00	1.00	0.90	0.75	
ΔT	25	23	20	16	25	23	20	16	25	23	20	16	25	23	20	16	24	23	19	16	25	24	20	17	
kW	1.86	1.86	1.85	1.87	2.10	2.10	2.10	2.12	2.38	2.38	2.37	2.39	2.67	2.67	2.67	2.69	3.00	3.00	3.00	3.02	3.39	3.39	3.39	3.40	
Amps	7.1	7.1	7.1	7.2	8.2	8.2	8.2	8.3	9.4	9.4	9.4	9.4	10.7	10.7	10.6	10.7	12.1	12.1	12.1	12.2	13.8	13.8	13.8	13.9	
Hi-PR	274	276	277	282	317	318	320	325	361	362	364	369	409	410	412	417	461	462	464	468	516	517	519	527	
Lo-PR	126	127	131	136	133	135	138	143	140	141	144	150	145	147	150	155	151	152	155	160	157	159	162	170	
85	MBh	27.4	29.2	30.8	32.1	29.2	29.6	30.5	31.8	28.5	28.9	29.7	31.1	27.2	27.6	28.4	29.8	25.6	26.0	26.9	28.2	24.1	24.6	25.4	26.7
	S/T	1.00	0.90	0.76	0.61	1.00	0.91	0.77	0.62	1.00	1.00	0.79	0.65	1.00	1.00	0.81	0.67	1.00	1.00	0.84	0.69	1.00	1.00	1.00	0.74
	ΔT	32	30	25	22	30	29	25	22	31	29	26	22	30	29	25	22	30	28	25	22	31	29	26	23
	kW	1.57	1.68	1.83	1.85	2.08	2.08	2.07	2.09	2.35	2.35	2.35	2.37	2.65	2.65	2.64	2.66	2.98	2.98	2.97	2.99	3.37	3.37	3.36	3.38
	Amps	6.0	6.5	7.0	7.1	8.1	8.1	8.1	8.2	9.3	9.3	9.3	9.3	10.6	10.6	10.5	10.6	12.0	12.0	12.0	12.1	13.7	13.7	13.7	13.8
	Hi-PR	266	270	273	278	313	314	316	320	357	358	360	365	405	406	408	413	457	458	460	464	512	513	515	523
	Lo-PR	129	129	128	133	131	132	135	140	137	139	142	147	143	144	147	152	148	150	153	158	155	156	159	167
	MBh	29.2	30.3	31.2	32.5	29.7	30.1	30.9	32.3	28.9	29.3	30.2	31.5	27.6	28.0	28.9	30.2	26.0	26.4	27.3	28.6	24.6	25.0	25.9	27.2
	S/T	1.00	0.98	0.84	0.69	1.00	0.99	0.85	0.70	1.00	1.00	0.87	0.72	1.00	1.00	0.89	0.74	1.00	1.00	0.91	0.77	1.00	1.00	1.00	0.82
	ΔT	31	27	24	21	29	27	24	21	29	28	24	21	29	27	24	21	29	27	24	20	30	28	25	22
kW	1.70	1.85	1.84	1.86	2.10	2.09	2.09	2.11	2.37	2.37	2.36	2.38	2.67	2.66	2.66	2.68	3.00	2.99	2.99	3.01	3.38	3.38	3.38	3.40	
Amps	6.5	7.1	7.1	7.2	8.2	8.2	8.1	8.2	9.4	9.3	9.3	9.4	10.6	10.6	10.6	10.7	12.1	12.1	12.1	12.1	13.8	13.8	13.7	13.8	
Hi-PR	272	274	276	281	315	317	319	323	360	361	363	368	408	409	411	416	459	461	462	467	514	516	517	526	
Lo-PR	130	127	130	135	133	134	137	143	139	141	144	149	145	146	149	155	150	152	155	160	157	158	161	169	
MBh	30.5	30.9	31.7	33.1	30.2	30.6	31.5	32.8	29.5	29.9	30.7	32.0	28.2	28.6	29.4	30.7	26.6	27.0	27.8	29.2	25.1	25.5	26.4	27.7	
S/T	1.00	1.00	0.88	0.73	1.00	1.00	0.88	0.74	1.00	1.00	0.91	0.76	1.00	1.00	0.93	0.78	1.00	1.00	0.95	0.80	1.00	1.00	1.00	0.86	
ΔT	28	26	23	20	28	26	23	20	28	27	23	20	28	26	23	20	28	26	23	19	29	27	24	20	
kW	1.86	1.86	1.86	1.88	2.11	2.11	2.10	2.12	2.38	2.38	2.38	2.39	2.68	2.68	2.67	2.69	3.01	3.01	3.00	3.02	3.40	3.39	3.39	3.41	
Amps	7.2	7.1	7.1	7.2	8.2	8.2	8.2	8.3	9.4	9.4	9.4	9.5	10.7	10.7	10.7	10.7	12.1	12.1	12.1	12.2	13.8	13.8	13.8	13.9	
Hi-PR	276	277	279	283	318	319	321	326	362	364	366	370	410	412	413	418	462	463	465	470	517	518	520	528	
Lo-PR	128	129	132	138	135	137	140	145	142	143	146	151	147	149	152	157	152	154	157	162	159	161	164	172	

Shaded area is AHRI conditions
 kW = Total system power
 Amps = outdoor unit amps
 IDB*: Entering Indoor Dry Bulb Temperature
 High and low pressures are measured at the liquid and suction service valves.
 Airflow may vary depending on actual ambient conditions and system operation modes.

IDB*	AIRFLOW	OUTDOOR AMBIENT TEMPERATURE																							
		65°F				75°F				85°F				95°F				105°F				115°F			
		59	63	67	71	59	63	67	71	59	63	67	71	59	63	67	71	59	63	67	71	59	63	67	71
70	MBh	32.5	34.4	36.2	-	34.4	34.9	35.9	-	33.5	34.0	35.0	-	31.9	32.4	33.5	-	30.0	30.5	31.5	-	27.6	28.1	29.1	-
	S/T	0.63	0.55	0.40	-	0.63	0.55	0.40	-	0.65	0.57	0.43	-	0.67	0.59	0.45	-	1.00	0.62	0.47	-	1.00	0.68	0.54	-
	ΔT	20	18	14	-	19	17	14	-	19	17	14	-	19	17	14	-	18	17	14	-	21	19	16	-
	kW	2.12	2.25	2.54	-	2.88	2.88	2.88	-	3.26	3.26	3.25	-	3.66	3.66	3.66	-	4.12	4.12	4.11	-	4.09	4.09	4.08	-
	Amps	7.9	8.3	9.4	-	10.9	10.9	10.9	-	12.5	12.5	12.5	-	14.3	14.3	14.3	-	16.3	16.3	16.2	-	16.3	16.3	16.3	-
	Hi PR	264	267	268	-	307	308	310	-	351	352	354	-	398	399	401	-	449	450	452	-	505	506	508	-
	Lo PR	126	127	125	-	128	129	132	-	134	136	139	-	140	141	144	-	145	146	149	-	159	160	163	-
	MBh	34.5	35.7	36.8	-	34.9	35.4	36.5	-	34.0	34.5	35.6	-	32.5	33.0	34.0	-	30.6	31.1	32.1	-	28.2	28.6	29.7	-
	S/T	0.71	0.62	0.48	-	0.71	0.63	0.49	-	0.74	0.66	0.51	-	0.76	0.68	0.53	-	1.00	0.70	0.56	-	1.00	0.76	0.62	-
	ΔT	19	16	13	-	17	16	13	-	18	16	13	-	17	16	13	-	17	15	12	-	20	18	14	-
kW	2.27	2.57	2.56	-	2.91	2.90	2.90	-	3.28	3.28	3.27	-	3.69	3.68	3.68	-	4.14	4.14	4.13	-	4.11	4.11	4.10	-	
Amps	8.4	9.5	9.5	-	11.0	11.0	11.0	-	12.6	12.6	12.6	-	14.4	14.4	14.4	-	16.4	16.4	16.3	-	16.4	16.4	16.4	-	
Hi PR	268	269	271	-	310	311	313	-	354	355	357	-	401	402	404	-	452	453	455	-	507	508	510	-	
Lo PR	128	124	127	-	130	131	134	-	136	138	141	-	142	143	146	-	147	149	152	-	161	162	165	-	
MBh	35.9	36.4	37.4	-	35.6	36.1	37.1	-	34.7	35.2	36.2	-	33.1	33.6	34.7	-	31.2	31.7	32.8	-	28.8	29.3	30.3	-	
S/T	0.74	0.66	0.52	-	0.75	0.67	0.53	-	0.78	0.69	0.55	-	1.00	0.72	0.57	-	1.00	0.74	0.60	-	1.00	1.00	0.66	-	
ΔT	16	15	12	-	16	15	12	-	17	15	12	-	16	15	11	-	16	14	11	-	18	17	13	-	
kW	2.59	2.58	2.58	-	2.92	2.92	2.91	-	3.30	3.30	3.29	-	3.70	3.70	3.70	-	4.16	4.15	4.15	-	4.13	4.12	4.12	-	
Amps	9.6	9.6	9.6	-	11.1	11.1	11.0	-	12.7	12.7	12.7	-	14.5	14.5	14.4	-	16.4	16.4	16.4	-	16.5	16.5	16.5	-	
Hi PR	270	272	273	-	312	313	315	-	356	357	359	-	403	405	406	-	454	456	457	-	510	511	513	-	
Lo PR	125	126	129	-	132	134	137	-	139	140	143	-	144	146	149	-	149	151	154	-	163	165	168	-	

75	MBh	32.5	34.4	36.3	37.8	34.4	34.9	35.9	37.5	33.5	34.0	35.0	36.6	31.9	32.4	33.5	35.1	30.0	30.5	31.6	33.2	27.7	28.1	29.2	29.4
	S/T	0.77	0.69	0.53	0.38	0.76	0.68	0.54	0.39	1.00	0.71	0.57	0.42	1.00	0.73	0.59	0.44	1.00	0.75	0.61	0.46	1.00	1.00	0.67	0.52
	ΔT	24	22	18	14	23	21	18	14	23	21	18	15	22	21	18	14	22	21	17	14	25	23	20	16
	kW	2.12	2.25	2.54	2.56	2.88	2.88	2.87	2.90	3.26	3.25	3.25	3.27	3.66	3.66	3.65	3.68	4.12	4.11	4.11	4.13	4.09	4.09	4.08	3.86
	Amps	7.9	8.3	9.4	9.5	10.9	10.9	10.9	11.0	12.5	12.5	12.5	12.6	14.3	14.3	14.3	14.4	16.3	16.3	16.2	16.3	16.3	16.3	16.3	15.4
	Hi PR	265	267	268	273	307	308	310	315	351	352	354	359	398	399	401	406	449	450	452	457	505	506	508	510
	Lo PR	127	127	125	130	128	129	132	137	134	136	139	144	140	141	144	149	145	146	149	155	159	160	163	170
	MBh	34.5	35.8	36.8	38.4	35.0	35.5	36.5	38.1	34.1	34.5	35.6	37.2	32.5	33.0	34.0	35.6	30.6	31.1	32.1	33.7	28.2	28.7	29.7	29.9
	S/T	0.85	0.76	0.62	0.46	0.85	0.77	0.62	0.47	1.00	0.79	0.65	0.50	1.00	0.81	0.67	0.52	1.00	0.84	0.69	0.54	1.00	1.00	0.75	0.60
	ΔT	23	20	16	13	21	19	16	13	21	20	17	13	21	19	16	13	21	19	16	13	24	22	18	15
kW	2.27	2.57	2.56	2.59	2.90	2.90	2.90	2.92	3.28	3.28	3.27	3.30	3.68	3.68	3.68	3.70	4.14	4.14	4.13	4.16	4.11	4.11	4.10	3.88	
Amps	8.4	9.5	9.5	9.6	11.0	11.0	11.0	11.1	12.6	12.6	12.6	12.7	14.4	14.4	14.4	14.5	16.4	16.3	16.3	16.4	16.4	16.4	16.4	15.5	
Hi PR	269	269	271	276	310	311	313	318	354	355	357	361	401	402	404	409	452	453	455	460	507	509	511	513	
Lo PR	128	124	127	132	130	131	134	140	136	138	141	146	142	143	146	151	147	149	152	157	161	162	166	172	
MBh	35.9	36.4	37.5	39.1	35.6	36.1	37.2	38.7	34.7	35.2	36.2	37.8	33.2	33.6	34.7	36.3	31.2	31.7	32.8	34.4	28.8	29.3	30.3	30.5	
S/T	0.88	0.80	0.66	0.50	0.88	0.80	0.66	0.51	1.00	0.83	0.69	0.54	1.00	0.85	0.71	0.56	1.00	0.87	0.73	0.58	1.00	1.00	0.80	0.64	
ΔT	20	19	15	12	20	18	15	12	20	19	16	12	20	18	15	12	20	18	15	12	22	21	17	14	
kW	2.58	2.58	2.58	2.60	2.92	2.92	2.91	2.94	3.30	3.29	3.29	3.31	3.70	3.70	3.69	3.72	4.15	4.15	4.15	4.17	4.12	4.12	4.12	3.89	
Amps	9.6	9.6	9.6	9.7	11.1	11.1	11.1	11.1	12.7	12.7	12.7	12.8	14.5	14.5	14.4	14.5	16.4	16.4	16.4	16.5	16.5	16.5	16.4	15.6	
Hi PR	271	272	274	278	313	314	316	320	356	358	359	364	404	405	407	411	455	456	458	462	510	511	513	516	
Lo PR	125	126	129	135	132	134	137	142	139	140	143	148	144	146	149	154	149	151	154	159	163	165	168	174	

IDB*: Entering Indoor Dry Bulb Temperature
 High and low pressures are measured at the liquid and suction service valves.
 Airflow may vary depending on actual ambient conditions and system operation modes.

Shaded area is ACCA (TVA) conditions
 kW = Total system power
 Amps = outdoor unit amps

IDB*	AIRFLOW	OUTDOOR AMBIENT TEMPERATURE																																			
		65°F						75°F						85°F						95°F						105°F						115°F					
		59	63	67	71	59	63	67	71	59	63	67	71	59	63	67	71	59	63	67	71	59	63	67	71	59	63	67	71	59	63	67	71				
	MBh	32.7	34.6	36.4	38.0	34.6	35.1	36.1	37.7	33.7	34.2	35.2	36.8	32.1	32.6	33.7	35.2	30.2	30.7	31.7	33.3	30.2	30.7	31.7	33.3	27.8	28.3	29.3	30.6	27.8	28.3	29.3	30.6				
	S/T	1.00	0.82	0.67	0.51	1.00	0.82	0.67	0.52	1.00	0.84	0.70	0.55	1.00	0.86	0.72	0.57	1.00	1.00	0.74	0.59	1.00	1.00	0.74	0.59	1.00	1.00	0.81	0.66	1.00	1.00	0.81	0.66				
	ΔT	28	26	21	18	26	25	21	18	27	25	22	18	26	25	21	18	26	24	21	18	26	24	21	18	29	27	24	20	29	27	24	20				
	kW	2.12	2.25	2.54	2.57	2.88	2.88	2.88	2.90	3.26	3.26	3.25	3.28	3.66	3.66	3.66	3.68	4.12	4.12	4.11	4.13	4.12	4.12	4.11	4.13	4.09	4.09	4.08	3.86	4.09	4.09	4.08	3.86				
	Amps	7.9	8.3	9.4	9.5	10.9	10.9	10.9	11.0	12.5	12.5	12.5	12.6	14.3	14.3	14.3	14.4	16.3	16.3	16.2	16.3	16.3	16.3	16.2	16.3	16.3	16.3	16.3	15.4	16.3	16.3	16.3	15.4				
	Hi-PR	265	268	269	273	308	309	311	315	352	353	355	359	399	400	402	406	450	451	453	457	450	451	453	457	505	506	508	511	505	506	508	511				
	Lo-PR	127	128	125	131	128	130	133	138	135	136	139	144	140	142	145	150	145	147	150	155	145	147	150	155	159	161	164	170	159	161	164	170				
	MBh	34.7	35.9	37.0	38.6	35.1	35.6	36.7	38.3	34.2	34.7	35.8	37.4	32.7	33.2	34.2	35.8	30.8	31.3	32.3	33.9	30.8	31.3	32.3	33.9	28.4	28.8	29.9	30.1	28.4	28.8	29.9	30.1				
	S/T	1.00	0.89	0.75	0.60	1.00	0.90	0.75	0.60	1.00	0.92	0.78	0.63	1.00	0.94	0.80	0.65	1.00	1.00	0.82	0.67	1.00	1.00	0.82	0.67	1.00	1.00	0.89	0.74	1.00	1.00	0.89	0.74				
	ΔT	27	23	20	17	25	23	20	17	25	24	20	17	25	24	20	17	25	23	20	17	25	23	20	17	28	26	22	19	28	26	22	19				
	kW	2.27	2.57	2.56	2.59	2.91	2.90	2.90	2.92	3.28	3.28	3.27	3.30	3.69	3.68	3.68	3.70	4.14	4.14	4.13	4.16	4.14	4.14	4.13	4.16	4.11	4.11	4.10	3.88	4.11	4.11	4.10	3.88				
	Amps	8.4	9.5	9.5	9.6	11.0	11.0	11.0	11.1	12.6	12.6	12.6	12.7	14.4	14.4	14.4	14.5	16.4	16.4	16.3	16.4	16.4	16.4	16.3	16.4	16.4	16.4	16.4	15.5	16.4	16.4	16.4	15.5				
	Hi-PR	269	270	272	276	310	312	313	318	354	355	357	362	402	403	405	409	453	454	456	460	453	454	456	460	508	509	511	513	508	509	511	513				
	Lo-PR	129	125	128	133	130	132	135	140	137	138	141	147	142	144	147	152	148	149	152	157	148	149	152	157	161	163	166	172	161	163	166	172				
	MBh	36.1	36.6	37.6	39.2	35.8	36.3	37.3	38.9	34.9	35.4	36.4	38.0	33.3	33.8	34.9	36.5	31.4	31.9	33.0	34.5	31.4	31.9	33.0	34.5	29.0	29.5	30.5	30.7	29.0	29.5	30.5	30.7				
	S/T	1.00	0.93	0.79	0.64	1.00	0.94	0.79	0.64	1.00	0.96	0.82	0.67	1.00	1.00	0.84	0.69	1.00	1.00	0.86	0.71	1.00	1.00	0.86	0.71	1.00	1.00	1.00	0.78	1.00	1.00	1.00	0.78				
	ΔT	24	22	19	16	24	22	19	16	24	23	19	16	24	22	19	16	24	22	19	16	24	22	19	16	27	25	21	18	27	25	21	18				
	kW	2.59	2.58	2.58	2.60	2.92	2.92	2.91	2.94	3.30	3.29	3.29	3.31	3.70	3.70	3.69	3.72	4.16	4.15	4.15	4.17	4.16	4.15	4.15	4.17	4.13	4.12	4.12	3.90	4.13	4.12	4.12	3.90				
	Amps	9.6	9.6	9.6	9.7	11.1	11.1	11.0	11.2	12.7	12.7	12.7	12.8	14.5	14.5	14.4	14.5	16.4	16.4	16.4	16.5	16.4	16.4	16.4	16.5	16.5	16.5	16.5	15.6	16.5	16.5	16.5	15.6				
	Hi-PR	271	272	274	279	313	314	316	321	357	358	360	365	404	405	407	412	455	456	458	463	455	456	458	463	511	512	514	516	511	512	514	516				
	Lo-PR	125	127	130	135	133	134	137	142	139	141	144	149	145	146	149	154	150	151	155	160	150	151	155	160	164	165	169	175	164	165	169	175				

	MBh	33.2	35.2	37.0	38.6	35.2	35.7	36.7	38.3	34.3	34.8	35.8	37.4	32.7	33.2	34.2	35.8	30.8	31.3	32.3	33.9	30.8	31.3	32.3	33.9	28.4	28.9	29.9	30.1	28.4	28.9	29.9	30.1
	S/T	1.00	0.93	0.77	0.62	1.00	0.92	0.78	0.63	1.00	1.00	0.81	0.65	1.00	1.00	0.83	0.68	1.00	1.00	0.85	0.70	1.00	1.00	0.85	0.70	1.00	1.00	1.00	0.76	1.00	1.00	1.00	0.76
	ΔT	32	30	25	21	30	28	25	21	30	28	25	22	30	28	25	21	29	28	25	21	29	28	25	21	33	31	27	24	33	31	27	24
	kW	2.13	2.26	2.55	2.57	2.89	2.89	2.88	2.91	3.27	3.26	3.26	3.28	3.67	3.67	3.66	3.69	4.12	4.12	4.12	4.14	4.12	4.12	4.12	4.14	4.10	4.09	4.09	3.87	4.10	4.09	4.09	3.87
	Amps	7.9	8.4	9.4	9.6	10.9	10.9	10.9	11.0	12.6	12.6	12.5	12.6	14.3	14.3	14.3	14.4	16.3	16.3	16.3	16.4	16.3	16.3	16.3	16.4	16.4	16.3	16.3	15.5	16.4	16.3	16.3	15.5
	Hi-PR	266	269	270	275	309	310	312	317	353	354	356	360	400	401	403	408	451	452	454	459	451	452	454	459	507	508	510	512	507	508	510	512
	Lo-PR	129	130	127	132	130	132	135	140	136	138	141	146	142	143	146	152	147	149	152	157	147	149	152	157	161	163	166	172	161	163	166	172
	MBh	35.2	36.5	37.6	39.2	35.7	36.2	37.3	38.9	34.8	35.3	36.4	37.9	33.3	33.8	34.8	36.4	31.4	31.8	32.9	34.5	31.4	31.8	32.9	34.5	28.9	29.4	30.4	30.6	28.9	29.4	30.4	30.6
	S/T	1.00	1.00	0.85	0.70	1.00	1.00	0.86	0.71	1.00	1.00	0.89	0.74	1.00	1.00	0.91	0.76	1.00	1.00	0.93	0.78	1.00	1.00	0.93	0.78	1.00	1.00	1.00	0.84	1.00	1.00	1.00	0.84
	ΔT	30	27	23	20	28	27	23	20	29	27	24	20	28	27	23	20	28	26	23	20	28	26	23	20	31	29	26	22	31	29	26	22
	kW	2.28	2.57	2.57	2.59	2.91	2.91	2.90	2.93	3.29	3.28	3.28	3.30	3.69	3.69	3.68	3.71	4.15	4.14	4.14	4.16	4.15	4.14	4.14	4.16	4.12	4.11	4.11	3.89	4.12	4.11	4.11	3.89
	Amps	8.4	9.6	9.5	9.6	11.0	11.0	11.0	11.1	12.7	12.6	12.6	12.7	14.4	14.4	14.4	14.5	16.4	16.4	16.4	16.5	16.4	16.4	16.4	16.5	16.4	16.4	16.4	15.5	16.4	16.4	16.4	15.5
	Hi-PR	270	271	273	277	312	313	315	319	356	357	359	363	403	404	406	410	454	455	457	461	454	455	457	461	509	510	512	515	509	510	512	515
	Lo-PR	131	126	129	135	132	134	137	142	139	140	143	148	144	146	149	154	149	151	154	159	149	151	154	159	163	165	168	174	163	165	168	174
	MBh	36.7	37.2	38.2	39.8	36.4	36.9	37.9	39.5	35.5	36.0	37.0	38.6	33.9	34.4	35.5	37.0	32.0	32.5	33.5	35.1	32.0	32.5	33.5	35.1	29.6	30.1	31.1	31.3	29.6	30.1	31.1	31.3
	S/T	1.00	1.00	0.89	0.74	1.00	1.00	0.90	0.75	1.00	1.00	0.93	0.78	1.00	1.00	0.95	0.80	1.00	1.00	0.97	0.82	1.00	1.00	0.97	0.82	1.00	1.00	1.00	0.88	1.00	1.00	1.00	0.88
	ΔT	27	26	22	19	27	26	22	19	28	26	23	19	27	26	22	19	27	25	22	19	27	25	22	19	30	28	25	21	30	28	25	21
	kW	2.59	2.59	2.58	2.61	2.93	2.93	2.92	2.95	3.30	3.30	3.30	3.32	3.71	3.71	3.70	3.73	4.16	4.16	4.15	4.18	4.16	4.16	4.15	4.18	4.13	4.13	4.12	3.90	4.13	4.13	4.12	3.90
	Amps	9.6	9.6	9.6	9.7	11.1	11.1	11.1	11.2	12.7	12.7	12.7	12.8	14.5	14.5	14.5	14.6	16.5	16.5	16.4	16.5	16.5	16.5	16.4	16.5	16.5	16.5	16.5	15.6				

IDB*	AIRFLOW	OUTDOOR AMBIENT TEMPERATURE												59	63	67	71	ENTERING INDOOR WET BULB TEMPERATURE											
		65°F				75°F				85°F								95°F				105°F				115°F			
		59	63	67	71	59	63	67	71	59	63	67	71					59	63	67	71	59	63	67	71	59	63	67	71
70	1120	MBh	32.3	40.1	43.2	-	40.2	40.8	42.0	-	39.2	39.8	41.0	-	37.3	37.9	39.1	-	35.1	35.7	36.9	-	32.2	32.8	34.0	-			
		S/T	0.60	0.50	0.37	-	0.57	0.50	0.37	-	0.60	0.52	0.39	-	0.62	0.54	0.41	-	0.64	0.56	0.43	-	1.00	0.62	0.49	-			
	ΔT	20	19	15	-	20	18	15	-	20	18	15	-	20	18	15	-	19	18	14	-	21	20	16	-				
	kW	1.90	2.54	2.72	-	3.45	3.44	3.44	-	3.92	3.91	3.91	-	4.43	4.43	4.42	-	5.00	5.00	4.99	-	4.74	4.74	4.73	-				
	Amps	7.5	10.1	10.8	-	13.9	13.8	13.8	-	15.9	15.9	15.9	-	18.1	18.1	18.1	-	20.6	20.6	20.6	-	19.7	19.6	19.6	-				
	Hi PR	250	265	269	-	309	310	312	-	353	354	356	-	400	401	403	-	455	456	458	-	504	505	507	-				
	Lo PR	121	119	121	-	121	122	125	-	127	128	131	-	132	133	136	-	139	141	144	-	151	152	155	-				
	MBh	35.5	42.5	43.0	-	40.9	41.4	42.7	-	39.8	40.4	41.6	-	38.0	38.6	39.8	-	35.7	36.3	37.5	-	32.8	33.4	34.6	-				
	S/T	0.66	0.57	0.44	-	0.65	0.57	0.44	-	0.67	0.60	0.47	-	0.69	0.62	0.49	-	0.71	0.64	0.51	-	1.00	0.70	0.56	-				
	ΔT	19	17	13	-	18	17	13	-	19	17	13	-	18	17	13	-	18	16	13	-	20	18	15	-				
kW	2.14	2.75	3.04	-	3.47	3.47	3.46	-	3.95	3.94	3.93	-	4.46	4.45	4.45	-	5.03	5.02	5.02	-	4.76	4.76	4.75	-					
Amps	8.5	11.0	12.1	-	14.0	14.0	13.9	-	16.0	16.0	16.0	-	18.2	18.2	18.2	-	20.7	20.7	20.7	-	19.8	19.7	19.7	-					
Hi PR	259	270	272	-	311	313	314	-	356	357	359	-	403	404	406	-	457	459	460	-	507	508	510	-					
Lo PR	122	120	120	-	123	124	127	-	129	130	133	-	134	135	138	-	141	143	146	-	153	154	157	-					
MBh	40.9	43.4	43.8	-	41.7	42.2	43.5	-	40.6	41.2	42.4	-	38.8	39.4	40.6	-	36.5	37.1	38.3	-	33.6	34.1	35.3	-					
S/T	0.69	0.60	0.47	-	0.68	0.61	0.48	-	0.71	0.63	0.50	-	0.73	0.65	0.52	-	1.00	0.67	0.54	-	1.00	0.73	0.60	-					
ΔT	18	16	12	-	17	15	12	-	18	16	12	-	17	15	12	-	17	15	12	-	19	17	14	-					
kW	2.59	2.77	3.06	-	3.50	3.49	3.48	-	3.97	3.96	3.96	-	4.48	4.47	4.47	-	5.05	5.05	5.04	-	4.78	4.78	4.77	-					
Amps	10.3	11.0	12.2	-	14.1	14.1	14.0	-	16.1	16.1	16.1	-	18.3	18.3	18.3	-	20.8	20.8	20.8	-	19.8	19.8	19.8	-					
Hi PR	269	273	275	-	314	315	317	-	358	359	361	-	406	407	409	-	460	461	463	-	509	510	512	-					
Lo PR	122	123	123	-	125	127	129	-	131	133	136	-	136	138	141	-	144	145	148	-	155	156	159	-					
75	1120	MBh	32.3	40.1	43.2	44.3	40.3	40.8	42.1	43.9	39.2	39.8	41.0	42.8	37.4	37.9	39.2	41.0	35.1	35.7	36.9	38.8	32.2	32.8	34.0	34.1			
		S/T	0.73	0.63	0.49	0.35	0.70	0.62	0.49	0.36	0.72	0.65	0.52	0.38	0.74	0.67	0.54	0.40	1.00	0.69	0.56	0.42	1.00	0.75	0.62	0.47			
	ΔT	23	23	19	15	24	22	18	15	24	22	19	15	24	22	18	15	23	22	18	15	26	24	20	16				
	kW	1.89	2.54	2.72	3.04	3.44	3.44	3.43	3.47	3.92	3.91	3.90	3.94	4.43	4.42	4.42	4.45	5.00	4.99	4.99	5.02	4.74	4.74	4.73	4.39				
	Amps	7.5	10.1	10.8	12.1	13.8	13.8	13.8	13.9	15.9	15.9	15.8	16.0	18.1	18.1	18.1	18.2	20.6	20.6	20.5	20.7	19.6	19.6	19.6	18.2				
	Hi PR	250	265	269	274	309	310	312	317	353	354	356	361	401	402	404	411	455	456	458	463	504	505	507	506				
	Lo PR	121	119	121	123	121	122	125	130	127	128	131	136	132	133	136	144	139	141	144	149	151	152	155	161				
	MBh	35.5	42.6	43.0	44.9	40.9	41.5	42.7	44.5	39.8	40.4	41.6	43.5	38.0	38.6	39.8	41.7	35.8	36.3	37.6	39.4	32.8	33.4	34.6	34.7				
	S/T	0.79	0.69	0.56	0.42	0.77	0.70	0.57	0.43	0.79	0.72	0.59	0.45	1.00	0.74	0.61	0.47	1.00	0.76	0.63	0.49	1.00	0.82	0.69	0.55				
	ΔT	23	22	17	14	22	21	17	14	23	21	17	14	22	20	17	14	22	20	17	13	24	22	19	15				
kW	2.14	2.75	3.04	3.07	3.47	3.47	3.46	3.49	3.94	3.94	3.93	3.96	4.45	4.44	4.44	4.47	5.02	5.02	5.01	5.05	4.76	4.76	4.75	4.42					
Amps	8.5	10.9	12.1	12.2	14.0	13.9	13.9	14.1	16.0	16.0	16.0	16.1	18.2	18.2	18.2	18.3	20.7	20.7	20.7	20.8	19.7	19.7	19.7	18.3					
Hi PR	259	270	273	277	312	313	315	319	356	357	359	363	403	404	406	414	458	459	461	465	507	508	510	508					
Lo PR	122	120	120	125	123	124	127	132	129	130	133	138	134	135	138	146	141	143	146	151	153	154	157	163					
MBh	40.9	43.4	43.9	45.7	41.7	42.3	43.5	45.3	40.6	41.2	42.4	44.3	38.8	39.4	40.6	42.5	36.6	37.1	38.4	40.2	33.6	34.2	35.3	35.4					
S/T	0.81	0.73	0.60	0.46	0.81	0.73	0.60	0.47	0.83	0.76	0.63	0.49	1.00	0.78	0.65	0.51	1.00	0.80	0.67	0.53	1.00	1.00	0.73	0.59					
ΔT	22	20	16	13	21	19	16	13	21	20	16	13	21	19	16	13	21	19	16	12	23	21	18	14					
kW	2.58	2.77	3.06	3.09	3.49	3.49	3.48	3.51	3.96	3.96	3.95	3.99	4.48	4.47	4.46	4.50	5.05	5.04	5.04	5.07	4.78	4.78	4.77	4.43					
Amps	10.3	11.0	12.2	12.3	14.1	14.0	14.0	14.2	16.1	16.1	16.1	16.2	18.3	18.3	18.3	18.4	20.8	20.8	20.8	20.9	19.8	19.8	19.8	18.4					
Hi PR	269	273	275	280	314	315	317	322	358	360	362	366	406	407	409	416	460	461	463	468	509	511	512	511					
Lo PR	122	123	123	127	125	127	129	134	131	133	136	140	136	138	141	148	144	145	148	153	155	156	159	166					

IDB*: Entering Indoor Dry Bulb Temperature
 High and low pressures are measured at the liquid and suction service valves.
 Airflow may vary depending on actual ambient conditions and system operation modes.

Shaded area is ACCA (TVA) conditions
 kW = Total system power
 Amps = outdoor unit amps

IDB*	AIRFLOW	OUTDOOR AMBIENT TEMPERATURE																							
		65°F				75°F				85°F				95°F				105°F				115°F			
		59	63	67	71	59	63	67	71	59	63	67	71	59	63	67	71	59	63	67	71	59	63	67	71
80	MBh	32.5	40.3	43.4	44.5	40.5	41.0	42.3	44.1	39.4	40.0	41.2	43.1	37.6	38.2	39.4	41.2	35.3	35.9	37.1	39.0	32.5	33.0	34.2	34.3
	S/T	0.86	0.75	0.61	0.47	0.82	0.74	0.61	0.48	1.00	0.77	0.64	0.50	1.00	0.79	0.66	0.52	1.00	0.81	0.68	0.54	1.00	1.00	0.74	0.60
	ΔT	27	27	24	19	28	26	22	19	28	26	23	19	28	26	22	19	27	26	22	19	30	28	24	20
	kW	1.90	2.54	2.72	3.04	3.45	3.44	3.44	3.47	3.92	3.91	3.91	3.94	4.43	4.43	4.42	4.45	5.00	5.00	4.99	5.02	4.74	4.74	4.73	4.40
	Amps	7.5	10.1	10.8	12.1	13.9	13.8	13.8	13.9	15.9	15.9	15.9	16.0	18.1	18.1	18.1	18.2	20.6	20.6	20.6	20.7	19.7	19.6	19.6	18.2
	Hi PR	251	265	270	275	309	311	312	317	354	355	357	361	401	402	404	411	455	457	458	463	505	506	508	506
	Lo PR	122	120	122	124	121	123	126	131	127	129	132	137	133	134	137	144	140	141	144	149	151	153	156	162
	MBh	35.7	42.8	43.3	45.1	41.1	41.7	42.9	44.8	40.0	40.6	41.8	43.7	38.2	38.8	40.0	41.9	36.0	36.6	37.8	39.6	33.1	33.6	34.8	34.9
	S/T	0.91	0.81	0.68	0.54	1.00	0.82	0.69	0.55	1.00	0.84	0.71	0.57	1.00	0.86	0.73	0.59	1.00	0.88	0.75	0.61	1.00	1.00	0.81	0.67
	ΔT	27	26	21	18	26	25	21	18	27	25	21	18	26	24	21	18	26	24	21	17	28	26	23	19
kW	2.14	2.75	3.04	3.07	3.47	3.47	3.46	3.49	3.94	3.94	3.93	3.97	4.46	4.45	4.44	4.48	5.03	5.02	5.02	5.05	4.76	4.76	4.75	4.42	
Amps	8.5	11.0	12.1	12.2	14.0	14.0	13.9	14.1	16.0	16.0	16.0	16.1	18.2	18.2	18.2	18.3	20.7	20.7	20.7	20.8	19.8	19.7	19.7	18.3	
Hi PR	259	271	273	278	312	313	315	320	356	357	359	364	404	405	407	414	458	459	461	466	507	508	510	509	
Lo PR	122	121	121	126	123	125	128	133	129	131	134	139	135	136	139	146	142	143	146	151	153	155	158	164	
MBh	41.1	43.6	44.1	45.9	41.9	42.5	43.7	45.6	40.8	41.4	42.6	44.5	39.0	39.6	40.8	42.7	36.8	37.4	38.6	40.4	33.8	34.4	35.5	35.6	
S/T	1.00	0.85	0.72	0.58	1.00	0.85	0.72	0.59	1.00	0.88	0.75	0.61	1.00	0.90	0.77	0.63	1.00	1.00	0.79	0.65	1.00	1.00	0.85	0.71	
ΔT	26	25	20	17	25	23	20	17	25	24	20	17	25	23	20	17	25	23	20	16	27	25	22	18	
kW	2.58	2.77	3.06	3.09	3.49	3.49	3.48	3.52	3.97	3.96	3.96	3.99	4.48	4.47	4.47	4.50	5.05	5.04	5.04	5.07	4.78	4.78	4.77	4.43	
Amps	10.3	11.0	12.2	12.3	14.1	14.1	14.0	14.2	16.1	16.1	16.1	16.2	18.3	18.3	18.3	18.4	20.8	20.8	20.8	20.9	19.8	19.8	19.8	18.4	
Hi PR	269	273	276	280	315	316	318	323	359	360	362	367	406	408	410	417	461	462	464	469	510	511	513	511	
Lo PR	123	123	123	128	126	127	130	135	132	133	136	141	137	138	141	148	144	146	149	154	155	157	160	166	

85	MBh	33.0	41.0	44.1	45.2	41.2	41.7	42.9	44.8	40.1	40.7	41.9	43.7	38.3	38.8	40.1	41.9	36.0	36.6	37.8	39.7	33.1	33.7	34.9	34.9
	S/T	1.00	0.85	0.71	0.57	1.00	0.84	0.71	0.57	1.00	0.87	0.74	0.60	1.00	1.00	0.75	0.62	1.00	1.00	0.78	0.64	1.00	1.00	0.84	0.70
	ΔT	31	31	27	23	31	29	26	23	31	30	26	23	31	29	26	23	31	29	26	22	33	31	28	24
	kW	1.90	2.55	2.73	3.05	3.45	3.45	3.44	3.48	3.93	3.92	3.92	3.95	4.44	4.43	4.43	4.46	5.01	5.00	5.00	5.03	4.75	4.74	4.74	4.40
	Amps	7.5	10.1	10.9	12.1	13.9	13.9	13.8	14.0	15.9	15.9	15.9	16.0	18.2	18.1	18.1	18.3	20.6	20.6	20.6	20.7	19.7	19.7	19.6	18.2
	Hi PR	252	267	271	276	311	312	314	318	355	356	358	362	402	403	405	413	457	458	460	464	506	507	509	507
	Lo PR	124	121	124	125	123	124	127	132	129	131	133	138	134	136	139	146	142	143	146	151	153	154	157	163
	MBh	36.3	43.5	43.9	45.8	41.8	42.4	43.6	45.4	40.7	41.3	42.5	44.4	38.9	39.5	40.7	42.5	36.7	37.2	38.5	40.3	33.7	34.3	35.5	35.5
	S/T	1.00	0.91	0.78	0.64	1.00	0.92	0.78	0.65	1.00	0.94	0.81	0.67	1.00	1.00	0.83	0.69	1.00	1.00	0.85	0.71	1.00	1.00	1.00	0.77
	ΔT	30	30	25	21	30	28	25	21	30	28	25	21	30	28	25	21	30	28	24	21	32	30	27	23
kW	2.15	2.76	3.05	3.08	3.48	3.48	3.47	3.50	3.95	3.95	3.94	3.97	4.46	4.46	4.45	4.49	5.03	5.03	5.02	5.06	4.77	4.77	4.76	4.42	
Amps	8.5	11.0	12.1	12.3	14.0	14.0	14.0	14.1	16.1	16.0	16.0	16.2	18.3	18.3	18.2	18.4	20.8	20.7	20.7	20.9	19.8	19.8	19.7	18.3	
Hi PR	261	272	274	279	313	315	316	321	358	359	361	365	405	406	408	416	459	461	462	467	509	510	512	510	
Lo PR	124	123	122	127	125	126	129	134	131	133	135	140	136	138	141	148	144	145	148	153	155	156	159	166	
MBh	41.8	44.3	44.7	46.6	42.6	43.2	44.4	46.2	41.5	42.1	43.3	45.2	39.7	40.3	41.5	43.3	37.5	38.0	39.3	41.1	34.5	35.0	36.2	36.2	
S/T	1.00	0.95	0.82	0.68	1.00	0.95	0.82	0.68	1.00	0.98	0.85	0.71	1.00	1.00	0.86	0.73	1.00	1.00	0.89	0.75	1.00	1.00	1.00	0.81	
ΔT	30	28	24	20	29	27	24	20	29	27	24	20	29	27	24	20	28	27	23	20	31	29	26	22	
kW	2.59	2.78	3.07	3.10	3.50	3.50	3.49	3.52	3.97	3.97	3.96	4.00	4.49	4.48	4.48	4.51	5.06	5.05	5.05	5.08	4.79	4.78	4.78	4.44	
Amps	10.3	11.1	12.2	12.4	14.1	14.1	14.1	14.2	16.2	16.1	16.1	16.2	18.4	18.4	18.3	18.5	20.9	20.8	20.8	20.9	19.9	19.8	19.8	18.4	
Hi PR	271	275	277	282	316	317	319	324	360	361	363	368	408	409	411	418	462	463	465	470	511	512	514	513	
Lo PR	124	125	125	130	127	129	132	137	133	135	138	143	139	140	143	150	146	147	150	155	157	159	162	168	

kW = Total system power
Amps = outdoor unit amps

Shaded area is AHRI conditions

IDB*: Entering Indoor Dry Bulb Temperature
High and low pressures are measured at the liquid and suction service valves.
Airflow may vary depending on actual ambient conditions and system operation modes.

IDB*	AIRFLOW	OUTDOOR AMBIENT TEMPERATURE																							
		65°F				75°F				85°F				95°F				105°F				115°F			
		59	63	67	71	59	63	67	71	59	63	67	71	59	63	67	71	59	63	67	71	59	63	67	71
1170	MBh	35.5	40.6	47.5	-	45.8	46.4	47.8	-	44.6	45.2	46.6	-	42.5	43.1	44.5	-	39.9	40.6	42.0	-	32.6	33.2	34.3	-
	S/T	0.58	0.50	0.36	-	0.56	0.49	0.36	-	0.59	0.52	0.39	-	0.61	0.53	0.41	-	0.63	0.56	0.43	-	1.00	0.62	0.49	-
	ΔT	21	19	16	-	21	19	15	-	21	19	16	-	21	19	15	-	20	19	15	-	22	20	17	-
	kW	2.21	2.64	3.27	-	4.23	4.23	4.22	-	4.82	4.82	4.81	-	5.46	5.46	5.45	-	6.18	6.17	6.16	-	4.94	4.93	4.93	-
	Amps	8.7	10.5	13.1	-	17.1	17.1	17.1	-	19.7	19.7	19.6	-	22.5	22.5	22.4	-	25.6	25.6	25.5	-	20.5	20.5	20.5	-
	Hi PR	257	266	277	-	320	321	323	-	366	367	369	-	415	416	418	-	468	469	471	-	504	505	507	-
	Lo PR	120	119	120	-	120	121	124	-	126	127	130	-	131	132	135	-	136	137	140	-	148	150	153	-
	MBh	42.4	46.8	48.9	-	46.5	47.1	48.5	-	45.3	45.9	47.3	-	43.2	43.9	45.2	-	40.7	41.3	42.7	-	33.2	33.8	35.0	-
	S/T	0.64	0.56	0.43	-	0.63	0.56	0.43	-	0.66	0.59	0.46	-	0.68	0.60	0.48	-	0.70	0.63	0.50	-	1.00	0.69	0.56	-
	ΔT	20	18	14	-	19	17	14	-	20	18	14	-	19	17	14	-	19	17	14	-	21	19	15	-
kW	2.86	3.31	3.72	-	4.27	4.26	4.25	-	4.86	4.85	4.84	-	5.50	5.49	5.48	-	6.21	6.21	6.20	-	4.96	4.96	4.95	-	
Amps	11.4	13.2	14.9	-	17.3	17.3	17.2	-	19.8	19.8	19.8	-	22.6	22.6	22.6	-	25.7	25.7	25.7	-	20.6	20.6	20.6	-	
Hi PR	271	278	282	-	323	324	326	-	369	370	372	-	418	419	421	-	471	472	474	-	506	507	509	-	
Lo PR	119	119	119	-	122	123	126	-	128	129	132	-	133	134	137	-	138	139	142	-	150	152	155	-	
MBh	44.9	47.7	49.8	-	47.4	48.0	49.4	-	46.2	46.8	48.2	-	44.1	44.7	46.1	-	41.5	42.2	43.6	-	33.9	34.5	35.7	-	
S/T	0.67	0.60	0.46	-	0.67	0.60	0.47	-	0.69	0.62	0.49	-	0.71	0.64	0.51	-	0.73	0.66	0.53	-	1.00	0.72	0.59	-	
ΔT	19	17	13	-	18	16	13	-	18	17	13	-	18	16	13	-	18	16	12	-	20	18	14	-	
kW	3.08	3.33	3.75	-	4.29	4.29	4.28	-	4.88	4.88	4.87	-	5.52	5.52	5.51	-	6.24	6.23	6.22	-	4.98	4.98	4.97	-	
Amps	12.3	13.4	15.0	-	17.4	17.4	17.3	-	20.0	19.9	19.9	-	22.7	22.7	22.7	-	25.8	25.8	25.8	-	20.7	20.7	20.6	-	
Hi PR	276	281	285	-	325	327	329	-	371	372	374	-	420	422	424	-	474	475	477	-	509	510	512	-	
Lo PR	121	121	121	-	124	125	128	-	130	131	134	-	135	137	139	-	140	142	144	-	153	154	157	-	
1590	MBh	35.5	40.6	47.5	50.4	45.8	46.5	47.8	50.0	44.6	45.3	46.6	48.7	42.5	43.2	44.6	46.7	40.0	40.6	42.0	41.5	32.6	33.2	34.4	34.5
	S/T	0.71	0.62	0.48	0.35	0.69	0.61	0.49	0.35	0.71	0.64	0.51	0.37	0.73	0.66	0.53	0.39	1.00	0.68	0.55	0.41	1.00	0.74	0.61	0.48
	ΔT	25	24	20	16	25	23	19	16	25	23	20	16	25	23	19	16	25	23	19	16	26	24	21	17
	kW	2.21	2.64	3.27	3.73	4.23	4.23	4.22	4.26	4.82	4.82	4.81	4.85	5.46	5.46	5.45	5.49	6.17	6.17	6.16	6.16	4.94	4.93	4.93	4.58
	Amps	8.7	10.5	13.1	14.9	17.1	17.1	17.1	17.2	19.7	19.7	19.6	19.8	22.5	22.4	22.4	22.6	25.6	25.6	25.5	20.9	20.5	20.5	20.4	19.0
	Hi PR	258	267	277	284	320	321	323	328	366	367	369	374	415	416	418	423	468	470	471	466	504	505	507	505
	Lo PR	120	119	120	122	120	121	124	129	126	127	130	135	131	132	135	140	136	137	140	149	148	150	153	159
	MBh	42.4	46.8	49.0	51.1	46.5	47.2	48.6	50.7	45.3	46.0	47.3	49.5	43.2	43.9	45.3	47.4	40.7	41.3	42.7	42.2	33.2	33.8	35.0	35.1
	S/T	0.76	0.68	0.55	0.42	0.76	0.68	0.56	0.42	0.78	0.71	0.58	0.45	0.80	0.73	0.60	0.46	1.00	0.75	0.62	0.49	1.00	0.81	0.68	0.55
	ΔT	24	23	18	14	23	22	18	14	24	22	18	15	23	22	18	14	23	21	18	15	25	23	19	15
kW	2.86	3.30	3.72	3.76	4.26	4.26	4.25	4.29	4.85	4.85	4.84	4.88	5.49	5.48	5.48	5.52	6.21	6.20	6.19	5.08	4.96	4.96	4.95	4.61	
Amps	11.4	13.2	14.9	15.1	17.3	17.2	17.2	17.4	19.8	19.8	19.8	20.0	22.6	22.6	22.6	22.7	25.7	25.7	25.7	21.0	20.6	20.6	20.5	19.1	
Hi PR	271	278	282	287	323	324	326	331	369	370	372	377	418	419	421	426	471	472	474	469	506	508	509	508	
Lo PR	119	119	119	124	122	123	126	131	128	129	132	137	133	134	137	142	138	139	142	151	150	152	155	161	
MBh	45.0	47.7	49.8	52.0	47.4	48.0	49.4	51.5	46.2	46.8	48.2	50.3	44.1	44.8	46.1	48.3	41.6	42.2	43.6	43.0	34.0	34.5	35.7	35.9	
S/T	0.79	0.72	0.59	0.45	0.79	0.72	0.59	0.46	0.82	0.74	0.62	0.48	1.00	0.76	0.63	0.50	1.00	0.78	0.66	0.52	1.00	0.85	0.72	0.59	
ΔT	23	22	17	13	22	20	17	13	23	21	17	14	22	20	17	13	22	20	17	14	24	22	18	14	
kW	3.08	3.33	3.75	3.79	4.29	4.29	4.28	4.32	4.88	4.88	4.87	4.91	5.52	5.52	5.51	5.55	6.23	6.23	6.22	5.10	4.98	4.97	4.97	4.62	
Amps	12.3	13.3	15.0	15.2	17.4	17.4	17.3	17.5	19.9	19.9	19.9	20.1	22.7	22.7	22.7	22.8	25.8	25.8	25.8	21.1	20.7	20.6	20.6	19.2	
Hi PR	276	281	285	290	326	327	329	334	371	373	375	379	421	422	424	429	474	475	477	472	509	510	512	511	
Lo PR	121	121	121	126	124	125	128	133	130	131	134	139	135	137	139	144	140	142	144	154	153	154	157	164	

kW = Total system power
Amps = outdoor unit amps
Shaded area is ACCA (TVA) conditions
IDB*: Entering Indoor Dry Bulb Temperature
High and low pressures are measured at the liquid and suction service valves.
Airflow may vary depending on actual ambient conditions and system operation modes.

IDB*	AIRFLOW	OUTDOOR AMBIENT TEMPERATURE																							
		65°F				75°F				85°F				95°F				105°F				115°F			
		59	63	67	71	59	63	67	71	59	63	67	71	59	63	67	71	59	63	67	71	59	63	67	71
1170	MBh	35.7	44.3	47.7	50.6	46.0	46.7	48.1	50.2	44.8	45.5	46.9	49.0	42.8	43.4	44.8	46.9	40.2	40.9	42.3	41.7	32.8	33.4	34.6	34.7
	S/T	0.84	0.73	0.60	0.46	0.80	0.73	0.60	0.47	1.00	0.76	0.63	0.49	1.00	0.77	0.65	0.51	1.00	0.80	0.67	0.53	1.00	1.00	0.73	0.60
	ΔT	29	28	25	20	29	27	24	20	29	27	24	20	29	27	24	20	29	27	23	21	31	29	25	21
	kW	2.21	3.03	3.27	3.73	4.23	4.23	4.22	4.26	4.82	4.82	4.81	4.85	5.46	5.46	5.45	5.49	6.18	6.17	6.16	6.16	5.05	4.94	4.93	4.59
	Amps	8.7	12.1	13.1	14.9	17.1	17.1	17.1	17.3	19.7	19.7	19.6	19.8	22.5	22.5	22.4	22.6	25.6	25.6	25.5	20.9	20.5	20.5	20.5	19.0
	Hi PR	258	272	278	285	321	322	324	329	366	368	370	374	416	417	419	424	469	470	472	467	504	505	507	506
	Lo PR	121	118	120	123	120	122	122	129	126	128	131	135	131	133	136	141	136	138	141	150	149	150	153	160
	MBh	42.6	47.1	49.2	51.3	46.8	47.4	48.8	50.9	45.5	46.2	47.6	49.7	43.5	44.1	45.5	47.6	40.9	41.6	43.0	42.4	33.4	34.0	35.2	35.3
	S/T	0.89	0.80	0.67	0.53	0.88	0.80	0.68	0.54	1.00	0.83	0.70	0.56	1.00	0.85	0.72	0.58	1.00	0.87	0.74	0.61	1.00	1.00	0.80	0.67
	ΔT	29	27	22	19	28	26	22	19	28	26	22	19	28	26	22	19	27	25	22	19	29	27	24	20
kW	2.86	3.31	3.72	3.76	4.27	4.26	4.25	4.29	4.86	4.85	4.84	4.88	5.50	5.49	5.48	5.52	6.21	6.21	6.20	5.08	4.96	4.96	4.95	4.61	
Amps	11.4	13.2	14.9	15.1	17.3	17.3	17.2	17.4	19.8	19.8	19.8	20.0	22.6	22.6	22.6	22.7	25.7	25.7	25.7	21.0	20.6	20.6	20.5	19.1	
Hi PR	271	279	283	288	324	325	327	331	369	370	372	377	419	420	422	427	472	473	475	470	507	508	510	509	
Lo PR	120	119	120	125	122	124	127	131	128	130	133	137	133	135	138	143	138	140	143	152	151	152	155	162	
MBh	45.2	48.0	50.1	52.2	47.6	48.3	49.7	51.8	46.4	47.1	48.5	50.6	44.3	45.0	46.4	48.5	41.8	42.5	43.8	43.2	34.2	34.7	35.9	36.1	
S/T	0.91	0.84	0.70	0.57	1.00	0.84	0.71	0.58	1.00	0.86	0.73	0.60	1.00	0.88	0.75	0.62	1.00	0.90	0.77	0.64	1.00	1.00	0.84	0.71	
ΔT	28	26	21	17	27	25	21	17	27	25	21	18	27	25	21	17	26	24	21	18	28	26	23	19	
kW	3.08	3.33	3.75	3.79	4.29	4.29	4.28	4.32	4.88	4.88	4.87	4.91	5.52	5.52	5.51	5.55	6.24	6.23	6.22	5.10	4.98	4.98	4.97	4.62	
Amps	12.3	13.3	15.0	15.2	17.4	17.4	17.3	17.5	20.0	19.9	19.9	20.1	22.7	22.7	22.7	22.9	25.8	25.8	25.8	21.1	20.7	20.7	20.6	19.2	
Hi PR	277	281	286	291	326	327	329	334	372	373	375	380	421	422	424	429	474	476	477	472	509	511	513	511	
Lo PR	121	122	122	127	125	126	129	134	131	132	135	140	136	137	140	145	141	142	145	154	153	155	158	164	
1170	MBh	36.3	41.5	48.5	51.4	46.8	47.5	48.9	51.0	45.6	46.3	47.7	49.8	43.5	44.2	45.6	47.7	41.0	41.6	43.0	42.4	33.5	34.1	35.3	35.4
	S/T	1.00	0.84	0.70	0.56	1.00	0.83	0.70	0.57	1.00	0.85	0.72	0.59	1.00	0.87	0.74	0.61	1.00	1.00	0.76	0.63	1.00	1.00	0.83	0.70
	ΔT	33	32	29	24	33	31	27	24	33	31	28	24	33	31	27	24	32	31	27	24	35	33	29	25
	kW	2.22	2.65	3.28	3.74	4.24	4.24	4.23	4.27	4.83	4.83	4.82	4.86	5.47	5.47	5.46	5.50	6.19	6.18	6.17	5.06	4.94	4.94	4.94	4.59
	Amps	8.8	10.5	13.1	15.0	17.2	17.2	17.1	17.3	19.7	19.7	19.7	19.9	22.5	22.5	22.5	22.6	25.6	25.6	25.6	20.9	20.5	20.5	20.5	19.0
	Hi PR	259	268	279	286	322	323	325	330	368	369	371	376	417	418	420	425	470	471	473	468	506	507	509	507
	Lo PR	122	122	122	124	122	123	126	131	128	129	132	137	133	135	137	142	138	140	142	152	151	152	155	161
	MBh	43.3	47.9	50.0	52.1	47.5	48.2	49.6	51.7	46.3	47.0	48.4	50.5	44.2	44.9	46.3	48.4	41.7	42.4	43.7	43.1	34.1	34.7	35.9	35.9
	S/T	1.00	0.90	0.76	0.63	1.00	0.90	0.77	0.64	1.00	0.92	0.79	0.66	1.00	1.00	0.81	0.68	1.00	1.00	0.83	0.70	1.00	1.00	0.90	0.77
	ΔT	33	31	26	22	31	29	26	22	32	30	26	23	31	29	26	22	31	29	26	23	33	31	28	24
kW	2.87	3.31	3.73	3.77	4.28	4.27	4.26	4.30	4.87	4.86	4.85	4.89	5.51	5.50	5.49	5.53	6.22	6.22	6.21	5.09	4.97	4.96	4.96	4.61	
Amps	11.5	13.3	15.0	15.1	17.3	17.3	17.3	17.4	19.9	19.9	19.8	20.0	22.7	22.7	22.6	22.8	25.8	25.8	25.7	21.0	20.6	20.6	20.6	19.1	
Hi PR	273	280	284	289	325	326	328	333	371	372	374	379	420	421	423	428	473	474	476	471	508	509	511	510	
Lo PR	121	121	121	126	124	125	128	133	130	131	134	139	135	137	139	144	140	142	144	154	153	154	157	163	
MBh	45.9	48.7	50.9	53.0	48.4	49.1	50.4	52.6	47.2	47.9	49.2	51.4	45.1	45.8	47.2	49.3	42.6	43.2	44.6	44.0	34.9	35.4	36.6	36.7	
S/T	1.00	0.93	0.80	0.67	1.00	0.93	0.81	0.67	1.00	0.96	0.83	0.69	1.00	1.00	0.85	0.71	1.00	1.00	0.87	0.74	1.00	1.00	1.00	0.81	
ΔT	32	30	25	21	30	28	25	21	31	29	25	21	30	28	25	21	30	28	25	22	32	30	26	22	
kW	3.09	3.34	3.76	3.80	4.30	4.30	4.29	4.33	4.89	4.89	4.88	4.92	5.53	5.53	5.52	5.56	6.25	6.24	6.23	5.11	4.99	4.98	4.98	4.63	
Amps	12.4	13.4	15.1	15.3	17.4	17.4	17.4	17.6	20.0	20.0	19.9	20.1	22.8	22.8	22.7	22.9	25.9	25.9	25.8	21.1	20.7	20.7	20.7	19.2	
Hi PR	278	283	287	292	328	329	331	335	373	374	376	381	423	424	426	430	476	477	479	474	511	512	514	513	
Lo PR	123	123	124	128	126	128	130	135	132	134	137	141	137	139	142	146	142	144	147	156	155	156	159	166	

Shaded area is AHRI conditions
 kW = Total system power
 Amps = outdoor unit amps
 IDB* - Entering Indoor Dry Bulb Temperature
 High and low pressures are measured at the liquid and suction service valves.
 Airflow may vary depending on actual ambient conditions and system operation modes.

IDB*	AIRFLOW	OUTDOOR AMBIENT TEMPERATURE																							
		65°F				75°F				85°F				95°F				105°F				115°F			
		59	63	67	71	59	63	67	71	59	63	67	71	59	63	67	71	59	63	67	71	59	63	67	71
1390	MBh	41.7	50.3	56.7	-	54.3	55.1	56.8	-	52.9	53.7	55.3	-	50.4	51.2	52.9	-	42.9	43.6	45.1	-	35.9	36.5	37.8	-
	S/T	0.56	0.47	0.35	-	0.55	0.48	0.35	-	0.57	0.50	0.38	-	0.59	0.52	0.40	-	0.61	0.54	0.41	-	1.00	0.61	0.48	-
	ΔT	20	19	15	-	20	18	15	-	20	18	15	-	20	18	15	-	20	18	15	-	21	19	15	-
	kW	2.66	3.45	4.03	-	5.02	5.02	5.01	-	5.73	5.72	5.71	-	6.48	6.48	6.47	-	5.69	5.69	5.68	-	5.31	5.30	5.30	-
	Amps	10.4	13.6	15.9	-	20.2	20.2	20.2	-	23.3	23.3	23.3	-	26.6	26.6	26.5	-	23.3	23.3	23.3	-	21.8	21.8	21.8	-
	Hi PR	251	261	268	-	310	312	314	-	355	356	358	-	403	404	406	-	440	441	443	-	484	484	487	-
	Lo PR	114	112	114	-	112	113	116	-	118	119	122	-	122	124	126	-	134	135	138	-	145	146	149	-
	MBh	48.0	53.5	58.1	-	55.2	56.0	57.6	-	53.7	54.5	56.2	-	51.3	52.0	53.7	-	43.7	44.4	45.9	-	36.6	37.2	38.5	-
	S/T	0.62	0.54	0.42	-	0.62	0.55	0.42	-	0.64	0.57	0.45	-	0.66	0.59	0.46	-	0.68	0.61	0.49	-	1.00	0.68	0.55	-
	ΔT	19	17	13	-	19	17	13	-	19	17	14	-	18	17	13	-	19	17	13	-	19	18	14	-
70	kW	3.22	3.77	4.42	-	5.06	5.06	5.05	-	5.76	5.76	5.75	-	6.52	6.52	6.51	-	5.72	5.72	5.71	-	5.33	5.33	5.32	-
	Amps	12.6	14.9	17.6	-	20.4	20.4	20.3	-	23.4	23.4	23.4	-	26.7	26.7	26.7	-	23.5	23.4	23.4	-	21.9	21.9	21.9	-
	Hi PR	260	266	274	-	313	314	316	-	358	359	361	-	405	407	408	-	443	444	446	-	487	488	490	-
	Lo PR	114	114	111	-	114	115	118	-	119	121	123	-	124	126	128	-	136	137	140	-	147	148	151	-
	MBh	51.4	56.9	59.1	-	56.2	57.0	58.6	-	54.8	55.6	57.2	-	52.3	53.1	54.7	-	44.7	45.4	46.8	-	37.4	38.0	39.3	-
	S/T	0.65	0.57	0.45	-	0.65	0.58	0.46	-	0.67	0.60	0.48	-	0.69	0.62	0.50	-	0.72	0.65	0.52	-	1.00	0.71	0.58	-
	ΔT	18	16	12	-	17	16	12	-	18	16	12	-	17	16	12	-	18	16	12	-	18	16	13	-
	kW	3.51	4.11	4.45	-	5.10	5.09	5.08	-	5.80	5.79	5.78	-	6.55	6.55	6.54	-	5.75	5.75	5.74	-	5.35	5.35	5.34	-
	Amps	13.8	16.3	17.7	-	20.5	20.5	20.5	-	23.6	23.6	23.5	-	26.9	26.9	26.8	-	23.6	23.6	23.5	-	22.0	22.0	22.0	-
	Hi PR	265	272	277	-	316	317	319	-	360	361	363	-	408	409	411	-	445	446	448	-	490	491	492	-
Lo PR	115	115	113	-	116	117	120	-	122	123	126	-	126	128	130	-	138	139	142	-	149	151	154	-	

1390	MBh	41.7	50.4	56.7	59.3	54.4	55.1	56.8	59.3	52.9	53.7	55.4	57.9	50.5	51.2	52.9	55.4	42.9	43.6	45.1	45.2	35.9	36.5	37.9	37.7
	S/T	0.68	0.59	0.46	0.34	0.67	0.60	0.47	0.34	0.69	0.62	0.50	0.36	0.71	0.64	0.51	0.38	1.00	0.66	0.53	0.41	1.00	0.73	0.60	0.46
	ΔT	24	23	20	15	24	22	19	15	24	22	19	15	24	22	19	15	24	22	19	15	25	23	19	16
	kW	2.65	3.44	4.03	4.42	5.02	5.02	5.00	5.05	5.72	5.72	5.71	5.75	6.48	6.47	6.46	6.51	5.69	5.69	5.68	5.26	5.31	5.30	5.30	4.92
	Amps	10.4	13.5	15.9	17.6	20.2	20.2	20.1	20.3	23.3	23.2	23.2	23.4	26.6	26.5	26.5	26.7	23.3	23.3	23.3	21.5	21.8	21.8	21.8	20.2
	Hi PR	251	261	268	276	311	312	314	318	355	356	358	363	403	404	406	411	440	441	443	443	485	486	488	487
	Lo PR	114	112	114	114	112	113	116	121	118	119	122	126	122	124	126	131	134	135	138	144	145	146	149	156
	MBh	48.0	53.5	58.1	60.6	55.2	56.0	57.6	60.1	53.8	54.5	56.2	58.7	51.3	52.1	53.7	56.2	43.7	44.4	45.9	45.9	36.6	37.2	38.5	38.4
	S/T	0.74	0.66	0.53	0.40	0.73	0.66	0.54	0.41	0.76	0.69	0.56	0.43	0.78	0.71	0.58	0.45	1.00	0.73	0.60	0.48	1.00	0.80	0.67	0.54
	ΔT	23	22	17	14	23	21	17	14	23	21	18	14	22	21	17	14	23	21	18	14	23	22	18	14
75	kW	3.21	3.76	4.42	4.46	5.06	5.05	5.04	5.09	5.76	5.76	5.74	5.79	6.52	6.50	6.50	6.55	5.72	5.72	5.71	5.29	5.33	5.33	5.32	4.94
	Amps	12.6	14.9	17.6	17.8	20.4	20.4	20.3	20.5	23.4	23.4	23.4	23.6	26.7	26.7	26.9	26.9	23.5	23.4	23.4	21.6	21.9	21.9	21.9	20.3
	Hi PR	260	267	274	279	313	315	316	321	358	359	361	366	406	407	409	413	443	444	446	446	487	488	490	490
	Lo PR	114	114	111	116	114	115	118	122	119	121	123	128	124	126	128	133	136	137	140	146	147	148	151	158
	MBh	51.4	57.0	59.2	61.7	56.3	57.0	58.7	61.2	54.8	55.6	57.2	59.7	52.4	53.1	54.8	57.3	44.7	45.4	46.9	46.8	37.4	38.0	39.4	39.2
	S/T	0.77	0.69	0.57	0.44	0.77	0.70	0.58	0.44	0.79	0.72	0.60	0.47	0.81	0.74	0.62	0.48	1.00	0.76	0.64	0.52	1.00	0.84	0.71	0.57
	ΔT	22	21	16	13	21	20	16	13	22	20	16	13	21	20	16	13	22	20	16	13	22	20	17	13
	kW	3.50	4.10	4.45	4.50	5.09	5.09	5.08	5.12	5.79	5.79	5.78	5.82	6.55	6.55	6.54	6.58	5.75	5.74	5.73	5.31	5.35	5.35	5.34	4.96
	Amps	13.8	16.2	17.7	17.9	20.5	20.5	20.5	20.7	23.6	23.5	23.5	23.7	26.9	26.8	26.8	27.0	23.6	23.5	23.5	21.7	22.0	22.0	22.0	20.4
	Hi PR	265	272	277	281	316	317	319	324	360	362	364	368	408	409	411	416	445	447	448	448	490	491	493	492
Lo PR	115	115	113	118	116	117	120	124	122	123	126	130	126	128	130	135	138	139	142	148	149	151	154	160	

IDB*: Entering Indoor Dry Bulb Temperature
 High and low pressures are measured at the liquid and suction service valves.
 Airflow may vary depending on actual ambient conditions and system operation modes.

Shaded area is ACCA (TVA) conditions
 kW = Total system power
 Amps = outdoor unit amps

IDB*	OUTDOOR AMBIENT TEMPERATURE																								
	65°F				75°F				85°F				95°F				105°F				115°F				
	ENTERING INDOOR WET BULB TEMPERATURE																								
AIRFLOW	59	63	67	71	59	63	67	71	59	63	67	71	59	63	67	71	59	63	67	71	59	63	67	71	
1390	MBh	42.0	50.6	57.0	60.1	54.7	55.4	57.1	59.6	53.2	54.0	55.6	58.1	50.8	51.5	53.2	55.7	43.2	43.9	45.4	45.4	36.1	36.8	38.1	38.0
	S/T	0.80	0.71	0.58	0.45	0.78	0.71	0.59	0.46	0.80	0.73	0.61	0.48	1.00	0.75	0.63	0.50	1.00	0.77	0.65	0.53	1.00	1.00	0.72	0.58
	ΔT	27	27	24	19	28	26	23	19	28	26	23	19	28	26	23	19	29	27	23	19	29	27	23	20
	kW	2.65	3.45	4.03	4.43	5.02	5.02	5.01	5.06	5.72	5.72	5.71	5.76	6.48	6.48	6.47	6.52	5.69	5.69	5.68	5.26	5.31	5.30	5.30	4.92
	Amps	10.4	13.6	15.9	17.6	20.2	20.2	20.2	20.4	23.3	23.2	23.2	23.4	26.6	26.5	26.5	26.7	23.3	23.3	23.3	21.5	21.8	21.8	21.8	20.2
80	Hi PR	251	261	269	277	311	312	314	319	356	357	359	363	403	405	406	411	441	442	444	443	485	486	488	488
	Lo PR	115	113	114	115	112	114	116	121	118	119	122	127	123	124	127	131	134	136	138	144	146	147	150	156
	MBh	48.3	53.8	58.4	60.9	55.5	56.3	57.9	60.4	54.1	54.8	56.5	59.0	51.6	52.4	54.0	56.5	44.0	44.7	46.2	46.1	36.8	37.4	38.8	38.6
	S/T	0.86	0.78	0.65	0.52	0.85	0.78	0.66	0.52	0.87	0.80	0.68	0.55	1.00	0.82	0.70	0.57	1.00	0.85	0.72	0.60	1.00	1.00	0.79	0.65
	ΔT	27	26	21	18	27	25	21	18	27	25	22	18	27	25	22	18	27	25	22	18	27	26	22	18
1890	kW	3.22	3.77	4.42	4.47	5.06	5.06	5.05	5.10	5.76	5.76	5.75	5.80	6.52	6.52	6.51	6.55	5.72	5.72	5.71	5.29	5.33	5.33	5.32	4.94
	Amps	12.6	14.9	17.6	17.8	20.4	20.4	20.3	20.5	23.4	23.4	23.4	23.6	26.7	26.7	26.7	26.9	23.5	23.4	23.4	21.7	21.9	21.9	21.9	20.3
	Hi PR	260	267	275	279	314	315	317	322	358	359	361	366	406	407	409	414	443	444	446	446	488	489	491	490
	Lo PR	114	114	112	116	114	116	118	123	120	121	124	128	125	126	129	133	136	138	140	146	148	149	152	158
	MBh	51.6	57.2	59.5	62.0	56.5	57.3	59.0	61.5	55.1	55.9	57.5	60.0	52.6	53.4	55.1	57.6	44.9	45.6	47.1	47.0	37.7	38.3	39.6	39.4

1390	MBh	42.7	51.5	57.9	61.0	55.6	56.4	58.0	60.5	54.1	54.9	56.6	59.1	51.7	52.5	54.1	56.6	44.0	44.7	46.2	46.2	36.9	37.5	38.8	38.7
	S/T	1.00	0.80	0.67	0.54	1.00	0.80	0.68	0.55	1.00	0.83	0.70	0.57	1.00	0.85	0.72	0.59	1.00	1.00	0.74	0.62	1.00	1.00	0.82	0.68
	ΔT	31	31	28	23	31	30	26	23	32	30	26	23	31	30	26	23	32	30	27	23	32	30	27	23
	kW	2.66	3.46	4.04	4.44	5.04	5.03	5.02	5.07	5.74	5.73	5.72	5.77	6.49	6.49	6.48	6.53	5.70	5.70	5.69	5.27	5.31	5.31	5.31	4.93
	Amps	10.4	13.6	16.0	17.7	20.3	20.3	20.2	20.4	23.3	23.3	23.3	23.5	26.6	26.6	26.6	26.8	23.4	23.4	23.3	21.6	21.9	21.8	21.8	20.2
85	Hi PR	253	263	270	278	312	314	316	320	357	358	360	365	405	406	408	412	442	443	445	445	486	487	489	489
	Lo PR	117	115	116	116	114	115	118	123	120	121	124	128	124	126	128	133	136	137	140	146	147	149	152	158
	MBh	49.1	54.7	59.3	61.8	56.4	57.2	58.8	61.3	55.0	55.8	57.4	59.9	52.5	53.3	54.9	57.4	44.8	45.5	47.0	46.9	37.6	38.2	39.5	39.3
	S/T	1.00	0.87	0.74	0.61	1.00	0.87	0.75	0.62	1.00	0.90	0.77	0.64	1.00	0.91	0.79	0.66	1.00	1.00	0.81	0.69	1.00	1.00	0.89	0.75
	ΔT	31	30	25	21	30	28	25	21	30	29	25	22	30	28	25	21	31	29	25	21	31	29	26	22
1890	kW	3.22	3.78	4.43	4.48	5.07	5.07	5.06	5.11	5.78	5.77	5.76	5.81	6.53	6.53	6.52	6.57	5.73	5.73	5.72	5.30	5.34	5.34	5.33	4.95
	Amps	12.7	14.9	17.6	17.9	20.4	20.4	20.4	20.6	23.5	23.5	23.4	23.6	26.8	26.8	26.7	26.9	23.5	23.5	23.5	21.7	22.0	22.0	21.9	20.3
	Hi PR	261	268	276	281	315	316	318	323	360	361	363	367	407	409	410	415	445	446	448	447	489	490	492	491
	Lo PR	116	116	113	118	116	117	120	124	122	123	126	130	126	128	130	135	138	139	142	148	149	151	154	160
	MBh	52.5	58.2	60.4	62.9	57.5	58.2	59.9	62.4	56.0	56.8	58.5	61.0	53.6	54.3	56.0	58.5	45.8	46.5	48.0	47.8	38.4	39.0	40.3	40.1

IDB*: Entering Indoor Dry Bulb Temperature
 High and low pressures are measured at the liquid and suction service valves.
 Airflow may vary depending on actual ambient conditions and system operation modes.

Shaded area is AHRI conditions
 kW = Total system power
 Amps = outdoor unit amps

EXPANDED HEATING DATA — NORMAL HEATING MODE

DZ17VSA181B* + DV24FECB14A*

	OUTDOOR AMBIENT TEMPERATURE																	
	65	60	55	50	47	45	40	35	30	25	20	17	15	10	5	0	-5	-10
MBh	21.9	20.6	19.2	17.9	17.1	16.5	15.0	21.8	19.9	18.6	17.6	17.0	16.4	14.6	12.9	11.2	9.4	7.7
T/R	32	30	29	27	26	25	23	34	31	29	27	26	25	23	20	17	15	12
kW	1.40	1.37	1.33	1.30	1.29	1.27	1.24	2.13	2.05	1.98	1.91	1.87	1.84	1.77	1.70	1.63	1.56	1.49
Amps	5.1	5.0	4.8	4.7	4.6	4.6	4.4	8.3	8.0	7.7	7.4	7.2	7.1	6.8	6.4	6.1	5.8	5.5
COP	4.60	4.41	4.22	4.03	3.90	3.80	3.53	3.00	2.84	2.74	2.69	2.67	2.60	2.42	2.22	2.01	1.77	1.52
HI PR	373	361	348	336	329	324	312	360	345	331	316	307	302	287	273	258	244	229
LO PR	139	131	122	113	108	105	96	81	73	65	57	52	49	41	33	25	17	9

DZ17VSA241B* + DV24FECB14A*

	OUTDOOR AMBIENT TEMPERATURE																	
	65	60	55	50	47	45	40	35	30	25	20	17	15	10	5	0	-5	-10
MBh	29.0	27.3	25.6	23.9	22.8	22.0	20.1	21.4	19.8	18.6	17.8	17.3	16.7	15.2	13.7	12.2	10.7	9.2
T/R	32	31	29	27	26	26	23	25	23	22	21	20	20	18	16	14	12	11
kW	1.88	1.85	1.81	1.78	1.76	1.74	1.71	1.95	1.90	1.84	1.79	1.76	1.74	1.69	1.64	1.59	1.54	1.48
Amps	6.9	6.8	6.6	6.5	6.4	6.3	6.2	7.2	7.0	6.8	6.5	6.4	6.3	6.1	5.9	5.6	5.4	5.2
COP	4.52	4.33	4.13	3.93	3.80	3.70	3.44	3.22	3.06	2.96	2.90	2.88	2.81	2.64	2.45	2.25	2.04	1.81
HI PR	380	367	355	343	335	330	318	315	302	289	277	269	264	251	239	226	213	200
LO PR	132	123	115	107	102	99	91	82	74	66	58	53	50	42	33	25	17	9

DZ17VSA301B* + DV36FECC14A*

	OUTDOOR AMBIENT TEMPERATURE																	
	65	60	55	50	47	45	40	35	30	25	20	17	15	10	5	0	-5	-10
MBh	36.3	34.1	31.9	29.8	28.4	27.4	24.9	26.6	24.5	23.0	21.9	21.3	20.5	18.5	16.6	14.6	12.7	10.7
T/R	32	30	29	27	26	25	23	24	22	21	20	19	19	17	15	13	11	10
kW	2.57	2.51	2.46	2.41	2.38	2.36	2.30	2.54	2.46	2.39	2.31	2.27	2.24	2.16	2.38	2.33	2.27	2.21
Amps	9.6	9.3	9.1	8.9	8.7	8.6	8.4	9.4	9.1	8.8	8.4	8.2	8.1	7.8	8.7	8.5	8.2	8.0
COP	4.14	3.97	3.80	3.62	3.50	3.41	3.17	3.07	2.92	2.82	2.77	2.75	2.68	2.51	2.04	1.84	1.63	1.42
HI PR	366	354	342	330	323	318	306	297	285	273	261	254	249	237	225	213	201	189
LO PR	126	118	110	102	97	94	86	76	68	61	53	49	46	38	31	23	16	8

DZ17VSA361B* + DV36FECC14A*

	OUTDOOR AMBIENT TEMPERATURE																	
	65	60	55	50	47	45	40	35	30	25	20	17	15	10	5	0	-5	-10
MBh	43.2	40.7	38.2	35.8	34.2	33.1	30.3	29.0	27.1	25.6	24.5	23.9	23.2	21.2	19.3	17.4	15.5	13.5
T/R	31	29	28	26	25	24	22	21	20	19	18	18	17	16	14	13	11	10
kW	3.31	3.24	3.16	3.08	3.04	3.01	2.93	2.84	2.77	2.71	2.65	2.61	2.58	2.52	2.67	2.61	2.55	2.49
Amps	12.4	12.1	11.7	11.4	11.2	11.1	10.7	10.3	10.1	9.8	9.5	9.3	9.2	8.9	9.6	9.3	9.1	8.8
COP	3.82	3.68	3.54	3.40	3.30	3.22	3.03	2.99	2.86	2.76	2.71	2.69	2.63	2.47	2.12	1.95	1.78	1.59
HI PR	368	356	344	332	325	320	308	288	276	265	253	246	242	230	218	207	195	183
LO PR	119	112	105	97	93	90	82	75	68	60	53	48	45	38	30	23	16	8

Calculations are based on 70 °F indoor dry bulb.

Amps = Outdoor unit amps (comp.+fan)

High pressure is measured at the suction service valve (the larger valve). Low pressure is measured at the gauge port connection

Note: Shaded area is AHRI Rating Conditions at 47°F outdoor ambient temperature

DZ17VSA421B* + DV48FECD14A*

	OUTDOOR AMBIENT TEMPERATURE																	
	65	60	55	50	47	45	40	35	30	25	20	17	15	10	5	0	-5	-10
MBh	50.8	47.8	44.8	41.9	40.0	38.6	35.2	42.7	39.7	37.4	35.8	34.9	33.8	30.8	27.9	25.0	22.1	19.1
T/R	34	33	31	29	28	27	25	30	28	26	25	25	24	22	20	18	15	13
kW	3.74	3.66	3.58	3.50	3.45	3.42	3.33	4.68	4.53	4.39	4.25	4.16	4.10	4.27	4.13	3.99	3.85	3.70
Amps	14.2	13.8	13.5	13.1	12.9	12.8	12.4	18.2	17.6	17.0	16.4	16.0	15.7	16.5	15.9	15.2	14.6	14.0
COP	3.98	3.83	3.67	3.51	3.40	3.31	3.10	2.68	2.57	2.50	2.47	2.46	2.41	2.12	1.98	1.84	1.68	1.51
HI PR	377	365	353	340	333	328	316	331	318	304	291	283	278	264	251	237	224	211
LO PR	129	121	113	105	100	97	89	74	67	60	52	48	45	37	30	23	15	8

DZ17VSA481B* + DV48FECD14A*

	OUTDOOR AMBIENT TEMPERATURE																	
	65	60	55	50	47	45	40	35	30	25	20	17	15	10	5	0	-5	-10
MBh	57.4	54.1	50.8	47.6	45.5	44.0	40.3	44.4	41.1	38.6	36.8	35.8	34.6	31.4	28.2	25.1	21.9	18.7
T/R	37	35	33	32	31	30	27	30	27	26	25	24	23	21	19	17	15	13
kW	4.73	4.61	4.49	4.37	4.30	4.25	4.14	4.69	4.54	4.39	4.24	4.15	4.09	4.23	4.06	3.89	3.72	3.56
Amps	18.4	17.9	17.3	16.8	16.5	16.3	15.8	18.2	17.5	16.9	16.2	15.8	15.6	16.2	15.5	14.7	14.0	13.3
COP	3.56	3.44	3.31	3.19	3.10	3.03	2.86	2.77	2.65	2.57	2.54	2.53	2.48	2.17	2.04	1.89	1.72	1.54
HI PR	388	375	363	350	342	337	325	335	321	308	294	286	280	267	253	240	226	213
LO PR	133	125	116	108	103	100	92	82	74	65	57	53	49	41	33	25	17	9

DZ17VSA601B* + DV60FECD14A*

	OUTDOOR AMBIENT TEMPERATURE																	
	65	60	55	50	47	45	40	35	30	25	20	17	15	10	5	0	-5	-10
MBh	68.3	64.3	60.4	56.5	54.0	52.2	47.7	50.6	46.9	44.1	42.0	41.0	39.5	36.0	32.4	28.8	25.2	21.6
T/R	37	35	33	32	30	30	27	28	26	25	24	23	22	20	18	16	14	12
kW	5.91	5.74	5.56	5.38	5.28	5.20	5.03	5.06	4.90	4.74	4.58	4.48	4.41	4.25	4.52	4.30	4.08	3.86
Amps	23.1	22.3	21.6	20.8	20.3	20.0	19.3	19.4	18.7	18.0	17.3	16.9	16.6	15.9	17.0	16.1	15.1	14.2
COP	3.39	3.29	3.18	3.08	3.00	2.94	2.78	2.93	2.81	2.73	2.69	2.68	2.62	2.48	2.10	1.96	1.81	1.64
HI PR	394	381	368	356	348	343	330	333	319	306	292	284	279	266	252	239	225	212
LO PR	131	122	114	106	101	98	90	80	72	64	57	52	49	41	33	25	17	9

Calculations are based on 70 °F indoor dry bulb.

Amps = Outdoor unit amps (comp.+fan)

High pressure is measured at the suction service valve (the larger valve). Low pressure is measured at the gauge port connection

Note: Shaded area is AHRI Rating Conditions at 47°F outdoor ambient temperature

EXPANDED HEATING DATA — HEATING BOOST MODE

DZ17VSA181B* + DV24FECB14A*

	OUTDOOR AMBIENT TEMPERATURE							
	65	60	55	50	47	45	40	35 OR LOWER
MBh	23.1	21.7	20.3	18.9	18.0	17.4	15.7	Same as normal heating mode
T/R	34	32	31	29	28	27	24	
kW	1.54	1.51	1.47	1.44	1.42	1.40	1.37	
Amps	5.8	5.6	5.5	5.3	5.2	5.2	5.0	
COP	4.38	4.21	4.03	3.85	3.72	3.62	3.37	
HI PR	386	373	361	348	340	335	323	
LO PR	136	127	119	110	105	102	93	

DZ17VSA241B* + DV24FECB14A*

	OUTDOOR AMBIENT TEMPERATURE							
	65	60	55	50	47	45	40	35 OR LOWER
MBh	30.6	28.7	26.9	25.1	24.0	23.2	21.1	Same as normal heating mode
T/R	34	33	31	29	28	27	25	
KW	2.00	1.96	1.92	1.88	1.86	1.85	1.81	
AMPS	7.4	7.3	7.1	6.9	6.8	6.8	6.6	
COP	4.49	4.30	4.11	3.91	3.78	3.68	3.42	
Hi PR	380	367	355	343	335	330	318	
LO PR	133	124	116	108	103	100	91	

DZ17VSA301B* + DV36FECC14A*

	OUTDOOR AMBIENT TEMPERATURE							
	65	60	55	50	47	45	40	35 OR LOWER
MBh	38.4	36.0	33.7	31.5	30.0	28.9	26.3	Same as normal heating mode
T/R	33	32	30	28	27	26	24	
KW	2.76	2.70	2.64	2.58	2.55	2.52	2.47	
AMPS	10.4	10.1	9.9	9.6	9.5	9.4	9.1	
COP	4.07	3.91	3.74	3.57	3.45	3.36	3.12	
Hi PR	364	352	340	328	321	316	305	
LO PR	123	115	108	100	95	92	85	

DZ17VSA361B* + DV36FECC14A*

	OUTDOOR AMBIENT TEMPERATURE							
	65	60	55	50	47	45	40	35 OR LOWER
MBh	43.6	41.1	38.6	36.1	34.5	33.3	30.5	Same as normal heating mode
T/R	31	29	28	26	25	24	22	
KW	3.35	3.27	3.19	3.11	3.06	3.03	2.95	
AMPS	12.6	12.2	11.9	11.5	11.3	11.2	10.8	
COP	3.82	3.68	3.54	3.40	3.30	3.22	3.03	
Hi PR	358	346	335	323	316	311	300	
LO PR	120	113	105	98	93	90	83	

Calculations are based on 70 °F indoor dry bulb.

Amps = Outdoor unit amps (comp.+fan)

High pressure is measured at the suction service valve (the larger valve). Low pressure is measured at the gauge port connection

Note: Shaded area is AHRI Rating Conditions at 47°F outdoor ambient temperature

DZ17VSA421B* + DV48FECD14A*

	OUTDOOR AMBIENT TEMPERATURE							35 OR LOWER
	65	60	55	50	47	45	40	
MBh	53.4	50.2	47.1	44.0	42.0	40.6	37.0	Same as normal heating mode
T/R	36	34	32	31	29	29	26	
KW	4.29	4.19	4.10	4.00	3.95	3.91	3.81	
AMPS	16.5	16.1	15.7	15.3	15.1	14.9	14.5	
COP	3.65	3.51	3.37	3.22	3.12	3.04	2.84	
Hi PR	388	375	363	350	342	337	325	
LO PR	123	115	108	100	95	92	85	

DZ17VSA481B* + DV48FECD14A*

	OUTDOOR AMBIENT TEMPERATURE							35 OR LOWER
	65	60	55	50	47	45	40	
MBh	60.5	57.0	53.6	50.2	48.0	46.4	42.6	Same as normal heating mode
T/R	39	37	35	33	32	31	28	
KW	5.17	5.04	4.91	4.78	4.71	4.65	4.52	
AMPS	20.3	19.7	19.2	18.6	18.3	18.0	17.5	
COP	3.43	3.32	3.20	3.08	2.99	2.92	2.76	
Hi PR	403	390	377	364	356	351	338	
LO PR	131	123	115	107	102	99	91	

DZ17VSA601B* + DV60FECD14A*

	OUTDOOR AMBIENT TEMPERATURE							35 OR LOWER
	65	60	55	50	47	45	40	
MBh	72.1	67.9	63.7	59.7	57.0	55.1	50.4	Same as normal heating mode
T/R	39	37	35	33	32	31	28	
KW	6.50	6.30	6.11	5.92	5.80	5.72	5.53	
AMPS	25.6	24.8	23.9	23.1	22.6	22.3	21.4	
COP	3.25	3.16	3.06	2.95	2.88	2.82	2.67	
Hi PR	413	400	387	373	365	360	346	
LO PR	128	120	112	104	100	96	88	

Calculations are based on 70 °F indoor dry bulb.

Amps = Outdoor unit amps (comp.+fan)

High pressure is measured at the suction service valve (the larger valve). Low pressure is measured at the gauge port connection

Note: Shaded area is AHRI Rating Conditions at 47°F outdoor ambient temperature

DZ17VSA181B* / DV24FECB14A*				
DESIGN SUBCOOLING @ AHRI 95°F CONDITIONS 9-11°F				
AT 100% DEMAND				
OUTDOOR TEMP °F	TOTAL BTU/H	SENSIBLE BTU/H	LATENT BTU/H	TOTAL WATTS
75°	18,300	13,500	4,800	1,090
80°	18,100	13,700	4,400	1,200
85°	17,900	13,800	4,100	1,230
90°	17,500	13,700	3,800	1,300
95°	17,100	13,500	3,600	1,390
100°	16,700	13,300	3,400	1,500
105°	16,200	13,100	3,100	1,570
110°	15,800	13,200	2,600	1,700
115°	15,300	13,200	2,100	1,770
TVA Conditions @ 95° OD DB, 75° ID, 63° ID WB				
95°	16,500	13,200	3,300	1,390

DZ17VSA181B* / DV24FECB14A*				
DESIGN SUBCOOLING @ AHRI 95°F CONDITIONS 9-11°F				
IN BOOST MODE				
OUTDOOR TEMP °F	TOTAL BTU/H	SENSIBLE BTU/H	LATENT BTU/H	TOTAL WATTS
75°	19,300	14,100	5,200	1,200
80°	19,100	14,100	5,000	1,300
85°	18,800	14,100	4,700	1,400
90°	18,400	14,000	4,400	1,450
95°	18,000	13,900	4,100	1,500
100°	17,500	13,700	3,800	1,600
105°	17,000	13,400	3,600	1,700
110°	16,600	13,500	3,100	1,850
115°	16,100	13,500	2,600	2,000
TVA Conditions @ 95° OD DB, 75° ID, 63° ID WB				
95°	17,400	13,600	3,800	1,500

DZ17VSA241B* / DV24FECB14A*				
DESIGN SUBCOOLING @ AHRI 95°F CONDITIONS 11-13°F				
AT 100% DEMAND				
OUTDOOR TEMP °F	TOTAL BTU/H	SENSIBLE BTU/H	LATENT BTU/H	TOTAL WATTS
75°	24,500	17,400	7,100	1,580
80°	24,200	17,500	6,700	1,700
85°	23,800	17,600	6,200	1,790
90°	23,300	17,500	5,800	1,900
95°	22,800	17,300	5,500	2,020
100°	22,200	17,100	5,100	2,100
105°	21,500	16,800	4,700	2,270
110°	20,700	16,800	3,900	2,300
115°	19,900	16,700	3,200	2,310
TVA Conditions @ 95° OD DB, 75° ID, 63° ID WB				
95°	22,000	16,900	5,100	2,020

DZ17VSA241B* / DV24FECB14A*				
DESIGN SUBCOOLING @ AHRI 95°F CONDITIONS 11-13°F				
IN BOOST MODE				
OUTDOOR TEMP °F	TOTAL BTU/H	SENSIBLE BTU/H	LATENT BTU/H	TOTAL WATTS
75°	25,700	18,200	7,500	1,700
80°	25,400	18,300	7,100	1,800
85°	25,100	18,300	6,800	1,900
90°	24,600	18,200	6,400	2,050
95°	24,000	18,000	6,000	2,200
100°	23,400	17,800	5,600	2,350
105°	22,700	17,500	5,200	2,500
110°	21,300	17,100	4,200	2,400
115°	19,900	16,700	3,200	2,300
TVA Conditions @ 95° OD DB, 75° ID, 63° ID WB				
95°	23,100	17,600	5,500	2,200

DZ17VSA301B* / DV36FECC14A*				
DESIGN SUBCOOLING @ AHRI 95°F CONDITIONS 13-15°F				
AT 100% DEMAND				
Outdoor Temp °F	Total BTU/h	Sensible BTU/h	Latent BTU/h	Total Watts
75°	30,500	22,600	7,900	2,090
80°	30,100	22,800	7,300	2,200
85°	29,700	22,900	6,800	2,360
90°	29,100	22,700	6,400	2,500
95°	28,400	22,400	6,000	2,650
100°	27,600	22,100	5,500	2,800
105°	26,800	21,700	5,100	2,990
110°	26,100	21,800	4,300	3,200
115°	25,400	21,800	3,600	3,370
TVA Conditions @ 95° OD DB, 75° ID, 63° ID WB				
95°	27,400	21,900	5,500	2,660

DZ17VSA301B* / DV36FECC14A*				
DESIGN SUBCOOLING @ AHRI 95°F CONDITIONS 13-15°F				
IN BOOST MODE				
OUTDOOR TEMP °F	TOTAL BTU/H	SENSIBLE BTU/H	LATENT BTU/H	TOTAL WATTS
75°	32,200	23,500	8,700	2,300
80°	31,800	23,600	8,200	2,450
85°	31,400	23,600	7,800	2,600
90°	30,700	23,400	7,300	2,750
95°	30,000	23,100	6,900	2,900
100°	29,200	22,800	6,400	3,050
105°	28,300	22,400	5,900	3,200
110°	27,600	22,500	5,100	3,450
115°	26,800	22,500	4,300	3,700
TVA CONDITIONS @ 95° OD DB, 75° ID, 63° ID WB				
95°	28,900	22,500	6,400	2,900

DZ17VSA361B* / DV36FECC14A*				
DESIGN SUBCOOLING @ AHRI 95°F CONDITIONS 13-15°F				
AT 100% DEMAND				
Outdoor Temp °F	Total BTU/h	Sensible BTU/h	Latent BTU/h	Total Watts
75°	36,700	27,500	9,200	2,900
80°	36,300	27,700	8,600	3,100
85°	35,800	27,900	7,900	3,270
90°	35,000	27,700	7,300	3,500
95°	34,200	27,400	6,800	3,680
100°	33,300	27,000	6,300	3,900
105°	32,300	26,500	5,800	4,130
110°	31,100	26,600	4,500	4,100
115°	29,900	26,600	3,300	4,100
TVA Conditions @ 95° OD DB, 75° ID, 63° ID WB				
95°	33,000	26,700	6,300	3,680

DZ17VSA361B* / DV36FECC14A*				
DESIGN SUBCOOLING @ AHRI 95°F CONDITIONS 13-15°F				
IN BOOST MODE				
OUTDOOR TEMP °F	TOTAL BTU/H	SENSIBLE BTU/H	LATENT BTU/H	TOTAL WATTS
75°	38,600	28,600	10,000	3,100
80°	38,200	28,800	9,400	3,300
85°	37,700	29,000	8,700	3,500
90°	36,900	28,700	8,200	3,700
95°	36,000	28,400	7,600	3,900
100°	35,000	28,000	7,000	4,150
105°	34,000	27,500	6,500	4,400
110°	32,000	27,100	4,900	4,250
115°	29,900	26,600	3,300	4,100
TVA CONDITIONS @ 95° OD DB, 75° ID, 63° ID WB				
95°	34,700	27,800	6,900	3,900

PERFORMANCE DATA FOR STANDARD OPERATING MODE (CONT.)

DZ17VSA421B* / DV48FEC14A*				
DESIGN SUBCOOLING @ AHRI 95°F CONDITIONS 9-11°F				
AT 100% DEMAND				
OUTDOOR TEMP °F	TOTAL BTU/H	SENSIBLE BTU/H	LATENT BTU/H	TOTAL WATTS
75°	42,900	29,600	13,300	3,460
80°	42,400	29,700	12,700	3,700
85°	41,800	29,700	12,100	3,930
90°	40,900	29,500	11,400	4,200
95°	40,000	29,200	10,800	4,440
100°	38,900	28,800	10,100	4,700
105°	37,800	28,400	9,400	5,020
110°	36,300	28,300	8,000	4,900
115°	34,800	28,200	6,600	4,750
TVA Conditions @ 95° OD DB, 75° ID, 63° ID WB				
95°	38,600	28,600	10,000	4,450

DZ17VSA421B* / DV48FEC14A*				
DESIGN SUBCOOLING @ AHRI 95°F CONDITIONS 9-11°F				
IN BOOST MODE				
OUTDOOR TEMP °F	TOTAL BTU/H	SENSIBLE BTU/H	LATENT BTU/H	TOTAL WATTS
75°	45,000	30,600	14,400	3,700
80°	44,500	30,700	13,800	3,950
85°	43,900	30,700	13,200	4,200
90°	43,000	30,500	12,500	4,450
95°	42,000	30,200	11,800	4,700
100°	40,900	29,800	11,100	5,000
105°	39,700	29,400	10,300	5,300
110°	37,300	28,800	8,500	5,050
115°	34,800	28,200	6,600	4,800
TVA Conditions @ 95° OD DB, 75° ID, 63° ID WB				
95°	40,500	29,600	10,900	4,700

DZ17VSA481B* / DV48FEC14A*				
DESIGN SUBCOOLING @ AHRI 95°F CONDITIONS 7-9°F				
AT 100% DEMAND				
OUTDOOR TEMP °F	TOTAL BTU/H	SENSIBLE BTU/H	LATENT BTU/H	TOTAL WATTS
75°	48,800	33,200	15,600	4,250
80°	48,200	33,300	14,900	4,500
85°	47,600	33,300	14,300	4,840
90°	46,600	33,100	13,500	5,200
95°	45,500	32,800	12,700	5,480
100°	44,300	32,300	12,000	5,800
105°	43,000	31,800	11,200	6,200
110°	39,100	30,000	9,100	5,600
115°	35,200	28,200	7,000	4,950
TVA Conditions @ 95° OD DB, 75° ID, 63° ID WB				
95°	43,900	32,000	11,900	5,490

DZ17VSA481B* / DV48FEC14A*				
DESIGN SUBCOOLING @ AHRI 95°F CONDITIONS 7-9°F				
IN BOOST MODE				
OUTDOOR TEMP °F	TOTAL BTU/H	SENSIBLE BTU/H	LATENT BTU/H	TOTAL WATTS
75°	51,500	33,000	18,500	4,800
80°	50,900	33,100	17,800	5,100
85°	50,200	33,100	17,100	5,400
90°	49,100	32,900	16,200	5,800
95°	48,000	32,600	15,400	6,200
100°	45,500	32,200	13,300	6,200
105°	43,000	31,800	11,200	6,200
110°	39,100	30,000	9,100	5,600
115°	35,200	28,200	7,000	5,000
TVA Conditions @ 95° OD DB, 75° ID, 63° ID WB				
95°	46,300	31,900	14,400	6,200

DZ17VSA601B* / DV60FECD14A*				
DESIGN SUBCOOLING @ AHRI 95°F CONDITIONS 8-10°F				
AT 100% DEMAND				
Outdoor Temp °F	Total BTU/h	Sensible BTU/h	Latent BTU/h	Total Watts
75°	57,900	38,200	19,700	5,050
80°	57,200	38,300	18,900	5,400
85°	56,500	38,400	18,100	5,750
90°	55,300	38,100	17,200	6,100
95°	54,000	37,800	16,200	6,510
100°	50,100	35,600	14,500	6,100
105°	46,200	33,300	12,900	5,710
110°	42,500	32,000	10,500	5,500
115°	38,800	30,700	8,100	5,320
TVA Conditions @ 95° OD DB, 75° ID, 63° ID WB				
95°	52,100	37,000	15,100	6,510

DZ17VSA601B* / DV60FECD14A*				
DESIGN SUBCOOLING @ AHRI 95°F CONDITIONS 8-10°F				
IN BOOST MODE				
OUTDOOR TEMP °F	TOTAL BTU/H	SENSIBLE BTU/H	LATENT BTU/H	TOTAL WATTS
75°	61,100	39,700	21,400	5,700
80°	60,400	40,100	20,300	6,050
85°	59,600	40,500	19,100	6,400
90°	58,300	40,200	18,100	6,850
95°	57,000	39,900	17,100	7,300
100°	51,600	36,600	15,000	6,500
105°	46,200	33,300	12,900	5,700
110°	42,500	32,000	10,500	5,500
115°	38,800	30,700	8,100	5,300
TVA CONDITIONS @ 95° OD DB, 75° ID, 63° ID WB				
95°	55,000	38,500	16,500	7,300

NORMAL MODE - COOLING		SOUND POWER LEVEL ¹						
TONNAGE	TOTAL UNIT SOUND RATING (dBA)	OCTAVE BAND SPECTRUM FREQUENCY (Hz) ANALYSIS (dB)						
		125	250	500	1000	2000	4000	8000
1.5-ton	66	51.7	60.6	61.3	59.4	55.2	48.3	48.2
2-ton	67	57.5	58.3	62.8	61.1	56.3	51.0	45.5
2.5-ton	68	56.4	60.0	62.9	63.1	58.2	53.3	44.7
3-ton	68	55.8	60.7	62.8	62.6	58.6	53.8	44.4
3.5-ton	72	58.4	62.7	65.2	68.0	63.7	60.7	48.2
4-ton	72	58.8	62.7	65.0	68.0	64.4	59.9	48.5
5-ton	74	60.0	66.2	67.0	69.8	66.1	60.0	53.5

¹Compliant with ISO3744.

NORMAL MODE - HEATING		SOUND POWER LEVEL ¹						
TONNAGE	TOTAL UNIT SOUND RATING (dBA)	OCTAVE BAND SPECTRUM FREQUENCY (Hz) ANALYSIS (dB)						
		125	250	500	1000	2000	4000	8000
1.5-ton	68	53.7	62.6	63.3	61.4	57.2	50.3	50.5
2-ton	69	59.3	61.0	64.6	63.0	58.2	52.8	49.5
2.5-ton	70	58.4	62.0	64.9	65.1	60.2	55.3	46.7
3-ton	70	58.1	61.4	65.1	64.9	60.9	56.0	46.7
3.5-ton	74	60.1	66.4	67.0	69.8	65.4	62.5	49.9
4-ton	74	60.8	64.7	67.0	70.0	66.4	61.9	50.5
5-ton	76	61.4	65.4	69.2	72.2	68.6	64.1	52.7

¹Compliant with ISO3744.

QUIET MODE - COOLING

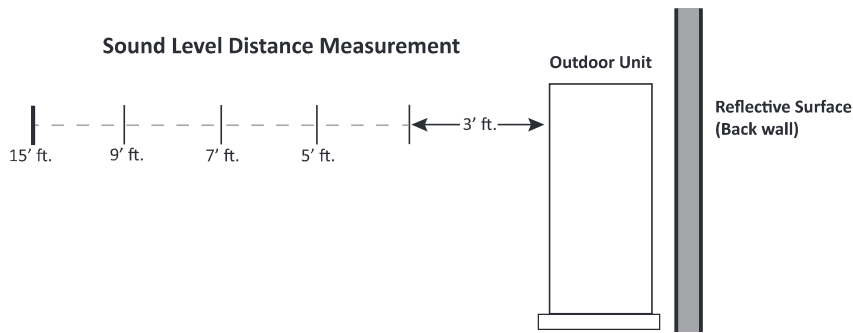
TONNAGE	SOUND SUPPRESSION LEVEL	SOUND POWER LEVEL (dBA) ¹	SOUND PRESSURE LEVEL (dBA) ²
1.5-ton	LV.1	63	46
	LV.2	60	43
	LV.3	57	40
2-ton	LV.1	64	47
	LV.2	61	44
	LV.3	58	41
2.5-ton	LV.1	65	51
	LV.2	62	48
	LV.3	59	45
3-ton	LV.1	65	51
	LV.2	62	48
	LV.3	59	45
3.5-ton	LV.1	67	55
	LV.2	62	50
	LV.3	57	45
4-ton	LV.1	67	55
	LV.2	62	50
	LV.3	57	45
5-ton	LV.1	68	55
	LV.2	63	50
	LV.3	58	45

¹Compliant with ISO3744.²Compliant with JIS B 8616 : 2006.

QUIET MODE - HEATING

TONNAGE	SOUND SUPPRESSION LEVEL	SOUND POWER LEVEL (dBA) ¹	SOUND PRESSURE LEVEL (dBA) ²
1.5-ton	LV.1	65	48
	LV.2	62	45
	LV.3	59	42
2-ton	LV.1	66	49
	LV.2	63	46
	LV.3	60	43
2.5-ton	LV.1	67	53
	LV.2	64	50
	LV.3	59	45
3-ton	LV.1	67	53
	LV.2	64	50
	LV.3	59	45
3.5-ton	LV.1	67	55
	LV.2	62	50
	LV.3	57	45
4-ton	LV.1	67	55
	LV.2	62	50
	LV.3	57	45
5-ton	LV.1	68	55
	LV.2	63	50
	LV.3	58	45

¹Compliant with ISO3744.²Compliant with JIS B 8616 : 2006.



		SOUND PRESSURE (dBA) COOLING MODE ¹				
		DISTANCE FROM PROPERTY LINE				
TONNAGE	REFLECTIVE SURFACE QTY.	3'	5'	7'	9'	15'
1.5-ton	0	59	54	51	49	45
	1	62	57	54	52	48
	2	65	60	57	55	51
2-ton	0	60	55	52	50	46
	1	63	58	55	53	49
	2	66	61	58	56	52
2.5-ton	0	61	56	53	51	47
	1	64	59	56	54	50
	2	67	62	59	57	53
3-ton	0	61	56	53	51	47
	1	64	59	56	54	50
	2	67	62	59	57	53
3.5-ton	0	65	60	57	55	51
	1	68	63	60	58	54
	2	71	66	63	61	57
4-ton	0	65	60	57	55	51
	1	68	63	60	58	54
	2	71	66	63	61	57
5-ton	0	67	62	59	57	53
	1	70	65	62	60	56
	2	73	68	65	63	59

¹ Compliant with AHRI 275 utilizing standard mode, total sound levels

		SOUND PRESSURE (dBA) HEATING MODE ¹				
		DISTANCE FROM PROPERTY LINE				
TONNAGE	REFLECTIVE SURFACE QTY.	3'	5'	7'	9'	15'
1.5-ton	0	61	56	53	51	47
	1	64	59	56	54	50
	2	67	62	59	57	53
2-ton	0	62	57	54	52	48
	1	65	60	57	55	51
	2	68	63	60	58	54
2.5-ton	0	63	58	55	53	49
	1	66	61	58	56	52
	2	69	64	61	59	55
3-ton	0	63	58	55	53	49
	1	66	61	58	56	52
	2	69	64	61	59	55
3.5-ton	0	67	62	59	57	53
	1	70	65	62	60	56
	2	73	68	65	63	59
4-ton	0	67	62	59	57	53
	1	70	65	62	60	56
	2	73	68	65	63	59
5-ton	0	69	64	61	59	55
	1	72	67	64	62	58
	2	75	70	67	65	61

¹ Compliant with AHRI 275 utilizing standard mode, total sound levels

***ALL AHRI SYSTEM RATINGS ARE ACCESSIBLE IN THE UNITARY MATCHUP TOOL VIA
DAIKIN CITY OR IN THE DAIKIN SYSTEM CONFIGURATOR TOOL VIA PARTNERLINK.***

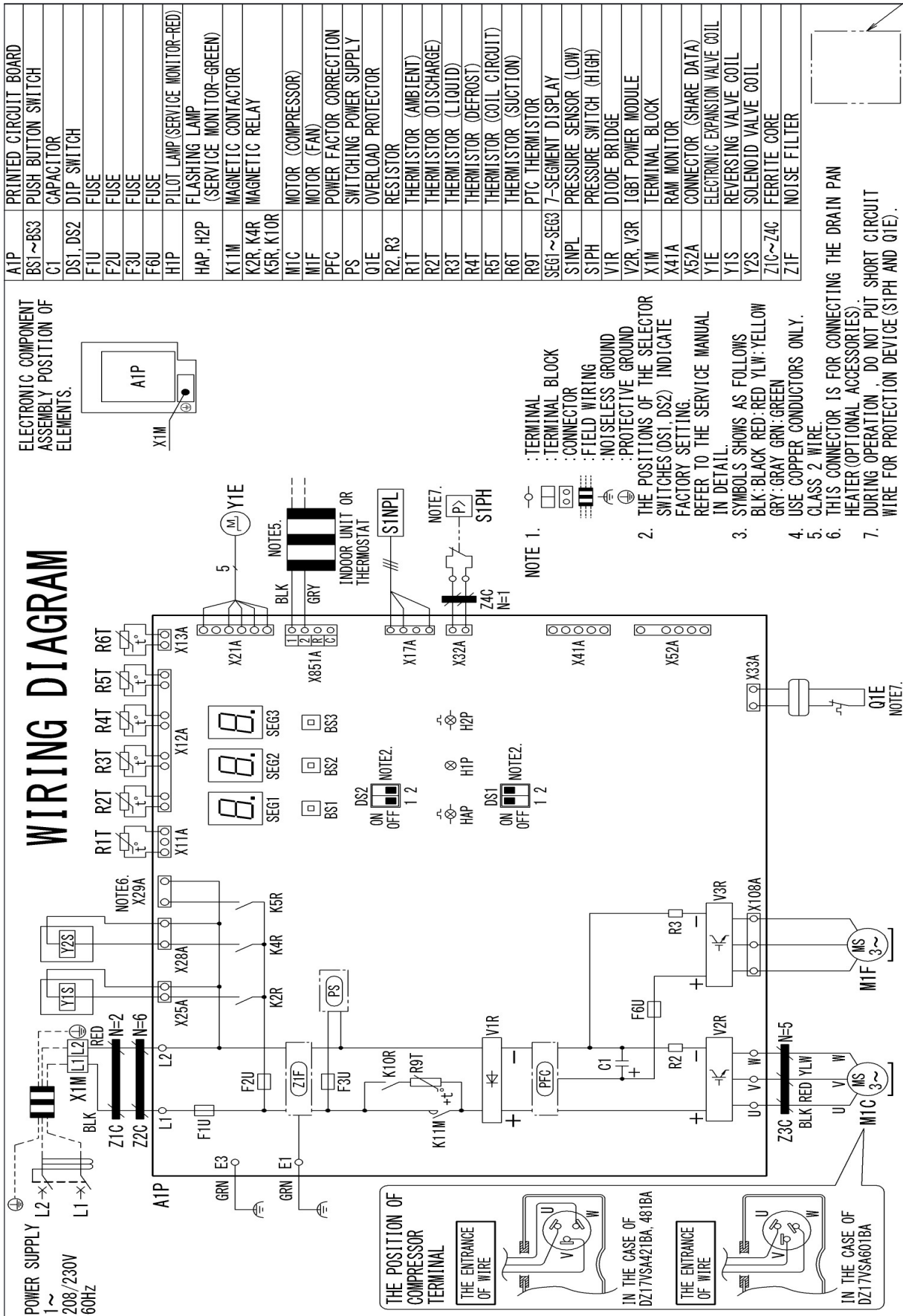
	8	7	6	5	4	3	2	1																																				
E							<table border="1" style="width: 100%; border-collapse: collapse;"> <tr> <th>ECH</th> <th>REV</th> <th>ZONE</th> <th>DESCRIPTION</th> <th>CHK</th> <th>DR</th> <th>DATE</th> </tr> <tr> <td>XXXXXX</td> <td>A</td> <td>XXXXX</td> <td>INITIAL RELEASE</td> <td>-</td> <td></td> <td></td> </tr> </table>		ECH	REV	ZONE	DESCRIPTION	CHK	DR	DATE	XXXXXX	A	XXXXX	INITIAL RELEASE	-			E																					
ECH	REV	ZONE	DESCRIPTION	CHK	DR	DATE																																						
XXXXXX	A	XXXXX	INITIAL RELEASE	-																																								
D							<table border="1" style="width: 100%; border-collapse: collapse;"> <thead> <tr> <th rowspan="2">MODEL</th> <th colspan="3">DIMENSIONS</th> </tr> <tr> <th>W"</th> <th>D"</th> <th>H"</th> </tr> </thead> <tbody> <tr> <td>DZ17VSA181B*</td> <td>36%</td> <td>13%</td> <td>27%</td> </tr> <tr> <td>DZ17VSA241B*</td> <td>36%</td> <td>13%</td> <td>27%</td> </tr> <tr> <td>DZ17VSA301B*</td> <td>36%</td> <td>13%</td> <td>27%</td> </tr> <tr> <td>DZ17VSA361B*</td> <td>36%</td> <td>13%</td> <td>27%</td> </tr> <tr> <td>DZ17VSA421B*</td> <td>37</td> <td>12%</td> <td>39</td> </tr> <tr> <td>DZ17VSA481B*</td> <td>37</td> <td>12%</td> <td>39</td> </tr> <tr> <td>DZ17VSA601B*</td> <td>37</td> <td>12%</td> <td>39</td> </tr> </tbody> </table>		MODEL	DIMENSIONS			W"	D"	H"	DZ17VSA181B*	36%	13%	27%	DZ17VSA241B*	36%	13%	27%	DZ17VSA301B*	36%	13%	27%	DZ17VSA361B*	36%	13%	27%	DZ17VSA421B*	37	12%	39	DZ17VSA481B*	37	12%	39	DZ17VSA601B*	37	12%	39	D
MODEL	DIMENSIONS																																											
	W"	D"	H"																																									
DZ17VSA181B*	36%	13%	27%																																									
DZ17VSA241B*	36%	13%	27%																																									
DZ17VSA301B*	36%	13%	27%																																									
DZ17VSA361B*	36%	13%	27%																																									
DZ17VSA421B*	37	12%	39																																									
DZ17VSA481B*	37	12%	39																																									
DZ17VSA601B*	37	12%	39																																									
C							C																																					
B									B																																			
A	<p style="font-size: small;">SPECIAL CHARACTERISTICS</p> <p> G = GSIGMA C = CRITICAL CHARACTERISTIC S = SIGNIFICANT CHARACTERISTIC </p> <p style="font-size: x-small;">COMPONENTS AND MATERIALS SPECIFIED HEREIN WILL ALSO CONFORM TO THE APPLICABLE SECTION OF GOODMAN MSP 624-D1 WORKMANSHIP STANDARD FOR FIT, FEEL AND FINISH.</p> <p style="font-size: x-small;">CONFIDENTIAL PROPERTY OF THE GOODMAN MANUFACTURING COMPANY, L.P. NOT TO BE DISCLOSED TO OTHERS, COPIED, OR USED FOR ANY PURPOSE EXCEPT AS AUTHORIZED IN WRITING. MUST BE RETURNED UPON DEMAND, ON COMPLETION OF ORDER, OR OTHER PURPOSE FOR WHICH IT WAS LOANED.</p>						A																																					
8	7	6	5	4	3	2	1																																					

Daikin Manufacturing Company LLC

DRAWING TO BE REFERENCED IN ACCORDANCE WITH ASHRAE 114.00

DZ17VSA

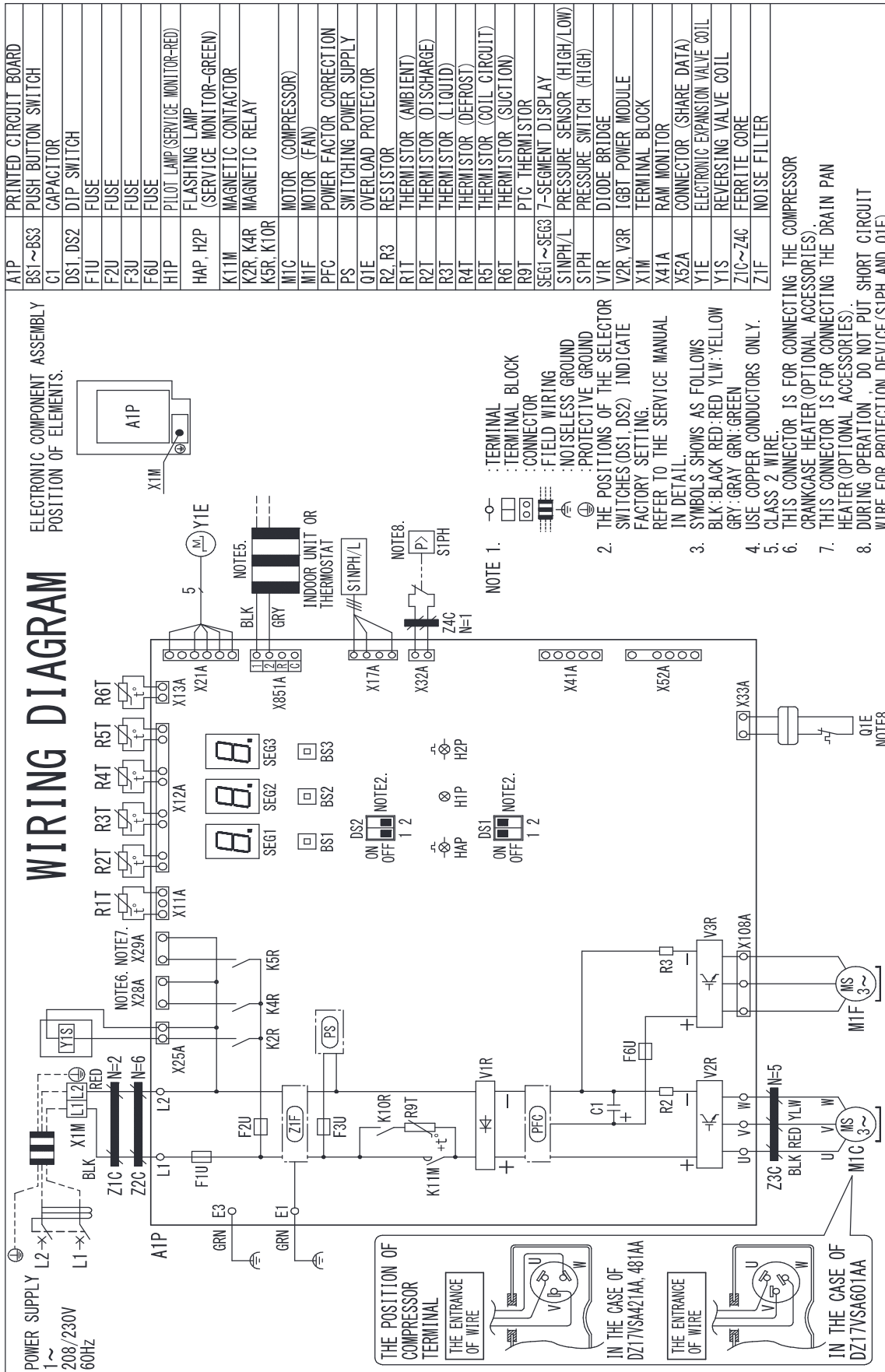
TRIMARKED ANGLES: 1/4"	OWN BY: G.S.	END:	DO NOT SCALE DRAWING
X: 1:1	CHK BY:	DATE:	SHT. 1 OF 1
Y: 1:1			REV. A
Z: 1:1			



A1P	PRINTED CIRCUIT BOARD
BS1~BS3	PUSH BUTTON SWITCH
C1	CAPACITOR
DS1, DS2	DIP SWITCH
F1U	FUSE
F2U	FUSE
F3U	FUSE
F6U	FUSE
H1P	PILOT LAMP (SERVICE MONITOR-RED)
HAP, H2P	FLASHING LAMP (SERVICE MONITOR-GREEN)
K11M	MAGNETIC CONTACTOR
K2R, K4R	MAGNETIC RELAY
K5R, K10R	MOTOR (COMPRESSOR)
M1C	MOTOR (FAN)
M1F	POWER FACTOR CORRECTION
PFC	POWER FACTOR CORRECTION
PS	SWITCHING POWER SUPPLY
Q1E	OVERLOAD PROTECTOR
R2, R3	RESISTOR
R1T	THERMISTOR (AMBIENT)
R2T	THERMISTOR (DISCHARGE)
R3T	THERMISTOR (LIQUID)
R4T	THERMISTOR (DEFROST)
R5T	THERMISTOR (COIL CIRCUIT)
R6T	THERMISTOR (SUCTION)
R9T	PTC THERMISTOR
SEG1~SEG3	7-SEGMENT DISPLAY
S1NPL	PRESSURE SENSOR (LOW)
S1PH	PRESSURE SWITCH (HIGH)
V1R	DIODE BRIDGE
V2R, V3R	IGBT POWER MODULE
X1M	TERMINAL BLOCK
X41A	RAM MONITOR
X52A	CONNECTOR (SHARE DATA)
Y1E	ELECTRONIC EXPANSION VALVE COIL
Y1S	REVERSING VALVE COIL
Y2S	SOLENOID VALVE COIL
Z1C~Z4C	FERRITE CORE
Z1F	NOISE FILTER

WARNING

High Voltage: Disconnect all power before servicing or installing this unit. Multiple power sources may be present. Failure to do so may cause property damage, personal injury, or death.



WARNING

High Voltage: Disconnect all power before servicing or installing this unit. Multiple power sources may be present. Failure to do so may cause property damage, personal injury, or death.

Wiring is subject to change. Always refer to the wiring diagram on the unit for the most up-to-date wiring.

MODEL	DESCRIPTION	DZ17VSA 181B*	DZ17VSA 241B*	DZ17VSA 301B*	DZ17VSA 361B*	DZ17VSA 421B*	DZ17VSA 481B*	DZ17VSA 601B*
KPW5G112	Air Direction Adjustment Grill	X	X	X	X	X	X	X
KPS00501 ¹	Snow Guard Front	X	X	X	X			
KPS00502 ¹	Snow Guard Rear	X	X	X	X			
KPS00503 ¹	Snow Guard Side	X	X	X	X			
KPS00504 ¹	Snow Guards - Complete Set	X	X	X	X			
KPS00601 ¹	Snow Guard Front					X	X	X
KPS00602 ¹	Snow Guard Rear					X	X	X
KPS00603 ¹	Snow Guard Side					X	X	X
KPS00604 ¹	Snow Guards - Complete Set					X	X	X
130-DK-006	Hail Guard	X	X	X	X			
130-DK-008	Hail Guard					X	X	X
KEH3P573597	Drain Pan Heater	X	X	X	X			
KEH3P573567	Drain Pan Heater					X	X	X
DACA-WB-3	Powder Coated Wall-Mounted Bracket	X	X	X	X	X	X	X
DSEN-HAQA	Daikin One Home Air Monitor	X	X	X	X	X	X	X
DQ-P-16-100	Daikin One Powered Ventilator	X	X	X	X	X	X	X

¹ Product is manufactured at time of order. Lead time will be associated with purchase.

